

ALDH6A1 monoclonal antibody

Catalog: MB67070

Host: Mouse

Reactivity: Human

BackGround:

Plays a role in valine and pyrimidine metabolism. Binds fatty acyl-CoA.

Product:

Mouse IgG1 kappa. Liquid in PBS, pH 7.3, 30% glycerol, and 0.01% sodium azide.

Molecular Weight:

~ 54 kDa

Swiss-Prot:

Q02252

Purification&Purity:

This antibody is purified through a protein G column.

Applications:

WB (1/500 - 1/1000), IHC (1/50 - 1/200), IF/ICC (1/10 - 1/50)

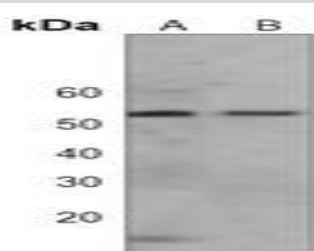
Storage&Stability:

Store at 4 °C short term. Aliquot and store at -20 °C long term. Avoid freeze-thaw cycles.

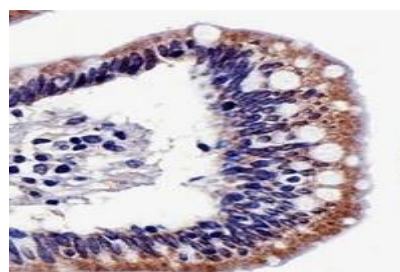
Specificity:

Recognizes endogenous levels of ALDH6A1 protein.

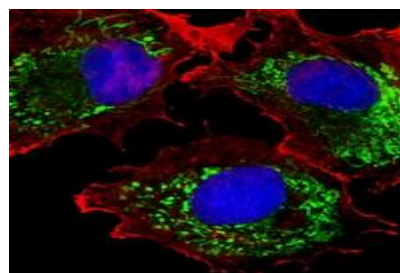
DATA:



Western blot analysis of ALDH6A1 expression in MCF7 (A), T47D (B) whole cell lysates.



Immunohistochemical analysis of ALDH6A1 staining in human colon formalin fixed paraffin embedded tissue section. The section was pre-treated using heat mediated antigen retrieval with sodium citrate buffer (pH 6.0). The section was then incubated with the antibody at room temperature and detected using an HRP conjugated compact polymer system. DAB was used as the chromogen. The section was then counterstained with haematoxylin and mounted with DPX.



Immunofluorescent analysis of ALDH6A1 staining in MCF7 cells. Formalin-fixed cells were permeabilized with 0.1% Triton X-100 in TBS for 5-10 minutes and blocked with 3% BSA-PBS for 30 minutes at room temperature. Cells were probed with the primary antibody in 3% BSA-PBS and incubated overnight at 4 °C in a humidified chamber. Cells were washed with PBST and incubated with a AF488-conjugated secondary antibody (green) in PBS at room temperature in the dark. Phalloidin - AF555 was used to stain the cytoplasm (red). DAPI was used to stain the cell nuclei (blue).

Note:

For research use only, not for use in diagnostic procedure.

Bioworld Technology, Inc.

Add: 1660 South Highway 100, Suite 500 St. Louis Park, MN 55416, USA.

Email: info@bioworld.com

Tel: 6123263284

Fax: 6122933841

Bioworld technology, co. Ltd.

Add: No 9, weidi road Qixia District Nanjing, 210046, P. R. China.

Email: info@biogot.com

Tel: 0086-025-68037686

Fax: 0086-025-68035151