

## RAB3B monoclonal antibody

Catalog: MB66920

Host: Mouse

Reactivity: Human, Mouse, Rat

### BackGround:

Protein transport. Probably involved in vesicular traffic .

### Product:

Mouse IgG1 kappa. Liquid in PBS, pH 7.3, 30% glycerol, and 0.01% sodium azide.

### Molecular Weight:

~ 24 kDa

### Swiss-Prot:

P20337

### Purification&Purity:

This antibody is purified through a protein G column.

### Applications:

WB (1/500 - 1/1000), IHC (1/50 - 1/200), FC (1/10 - 1/50)

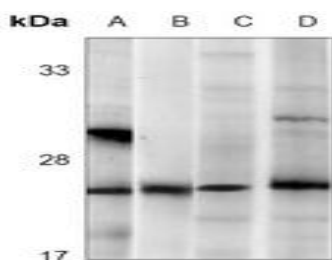
### Storage&Stability:

Store at 4 °C short term. Aliquot and store at -20 °C long term. Avoid freeze-thaw cycles.

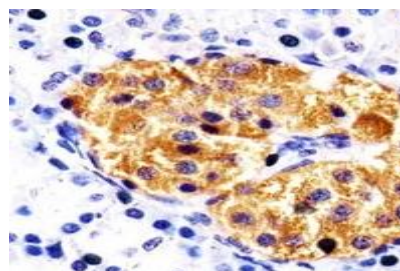
### Specificity:

Recognizes endogenous levels of RAB3B protein.

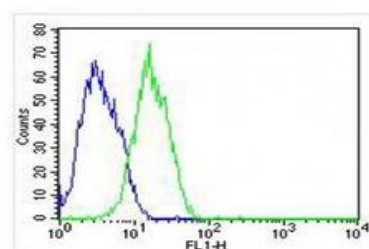
### DATA:



Western blot analysis of RAB3B expression in mouse brain (A), rat brain (B), SW480 (C), human brain (D) whole cell lysates.



Immunohistochemical analysis of RAB3B staining in human pancreas formalin fixed paraffin embedded tissue section. The section was pre-treated using heat mediated antigen retrieval with sodium citrate buffer (pH 6.0). The section was then incubated with the antibody at room temperature and detected using an HRP conjugated compact polymer system. DAB was used as the chromogen. The section was then counterstained with haematoxylin and mounted with DPX.



### Note:

For research use only, not for use in diagnostic procedure.

### Bioworld Technology, Inc.

Add: 1660 South Highway 100, Suite 500 St. Louis Park, MN 55416, USA.

Email: [info@bioworld.com](mailto:info@bioworld.com)

Tel: 6123263284

Fax: 6122933841

### Bioworld technology, co. Ltd.

Add: No 9, weidi road Qixia District Nanjing, 210046, P. R. China.

Email: [info@biogot.com](mailto:info@biogot.com)

Tel: 0086-025-68037686

Fax: 0086-025-68035151