

Carbonic Anhydrase 9 Antibody

Catalog: MB65895

Host: Mouse

Reactivity: Human

BackGround:

Catalyzes the interconversion between carbon dioxide and water and the dissociated ions of carbonic acid (i.e. bicarbonate and hydrogen ions).

Product:

Liquid in 0.42% Potassium phosphate, 0.87% Sodium chloride, pH 7.3, 30% glycerol, and 0.01% sodium azide.

Molecular Weight:

~ 50-58 kDa

Swiss-Prot:

Q16790

Purification&Purity:

The antibody was affinity-purified from mouse antiserum by affinity-chromatography using epitope-specific immunogen and the purity is > 95% (by SDS-PAGE).

Applications:

WB (1/1000 - 1/3000), IHC (1/100 - 1/200), IP (1/50 - 1/200)

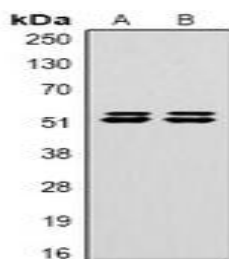
Storage&Stability:

Store at 4 °C short term. Aliquot and store at -20 °C long term. Avoid freeze-thaw cycles.

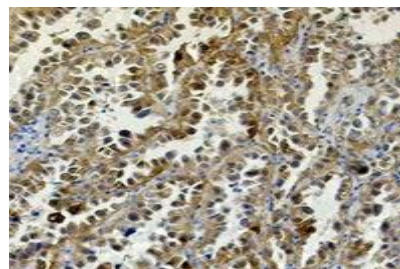
Specificity:

Recognizes endogenous levels of Carbonic Anhydrase 9 protein. protein.

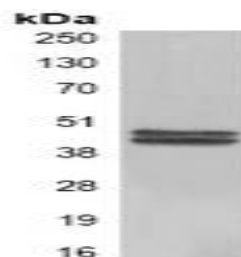
DATA:



Western blot analysis of Carbonic Anhydrase 9 expression in Hela (A), 293T (B) whole cell lysates.



Immunohistochemical analysis of Carbonic Anhydrase 9 staining in human lung cancer formalin fixed paraffin embedded tissue section. The section was pre-treated using heat mediated antigen retrieval with sodium citrate buffer (pH 6.0). The section was then incubated with the antibody at room temperature and detected using an HRP conjugated compact polymer system. DAB was used as the chromogen. The section was then counterstained with haematoxylin and mounted with DPX.



Immunoprecipitation of Carbonic Anhydrase 9 from 0.5mg Hela whole cell extract lysate, using Anti-Carbonic Anhydrase 9 Antibody.

Note:

For research use only, not for use in diagnostic procedure.

Bioworld Technology, Inc.

Add: 1660 South Highway 100, Suite 500 St. Louis Park, MN 55416, USA.

Email: info@bioworld.com

Tel: 6123263284

Fax: 6122933841

Bioworld technology, co. Ltd.

Add: No 9, weidi road Qixia District Nanjing, 210046, P. R. China.

Email: info@biogot.com

Tel: 0086-025-68037686

Fax: 0086-025-68035151