

Alpha-actin-1 monoclonal antibody

Catalog: MB65868

Host: Mouse

Reactivity: Human, Mouse, Rat

BackGround:

Actins are highly conserved proteins that are involved in various types of cell motility and are ubiquitously expressed in all eukaryotic cells.

Product:

Liquid in 0.42% Potassium phosphate, 0.87% Sodium chloride, pH 7.3, 30% glycerol, and 0.01% sodium azide.

Molecular Weight:

~ 43 kDa

Swiss-Prot:

P68133

Purification&Purity:

The antibody was affinity-purified from mouse antiserum by affinity-chromatography using epitope-specific immunogen and the purity is > 95% (by SDS-PAGE).

Applications:

WB (1/5000 - 1/10000), IHC (1/200 - 1/500), IP (1/100 - 1/200)


Storage&Stability:

Store at 4 °C short term. Aliquot and store at -20 °C long term. Avoid freeze-thaw cycles.

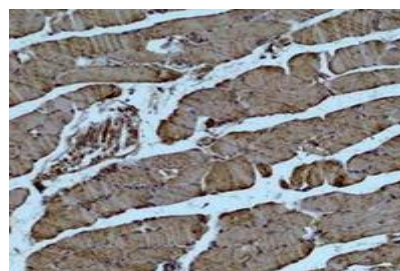
Specificity:

Recognizes endogenous levels of Alpha-actin-1 protein.

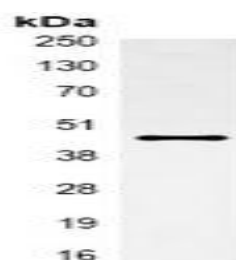
DATA:



Western blot analysis of Alpha-actin-1 expression in HeLa (A), mouse brain (B), rat brain (C) whole cell lysates.



Immunohistochemical analysis of Alpha-actin-1 staining in mouse skeletal muscle formalin fixed paraffin embedded tissue section. The section was pre-treated using heat mediated antigen retrieval with sodium citrate buffer (pH 6.0). The section was then incubated with the antibody at room temperature and detected using an HRP conjugated compact polymer system. DAB was used as the chromogen. The section was then counterstained with haematoxylin and mounted with DPX.



Immunoprecipitation of Alpha-actin-1 from 0.5mg mouse brain whole cell extract lysate, using Anti-Alpha-actin-1 Antibody.

Note:

For research use only, not for use in diagnostic procedure.

Bioworld Technology, Inc.

Add: 1660 South Highway 100, Suite 500 St. Louis Park, MN 55416, USA.

Email: info@bioworld.com

Tel: 6123263284

Fax: 6122933841

Bioworld technology, co. Ltd.

Add: No 9, weidi road Qixia District Nanjing, 210046, P. R. China.

Email: info@biogot.com

Tel: 0086-025-68037686

Fax: 0086-025-68035151