

BMP1 monoclonal antibody

Catalog: MB62624S

Host: Mouse

Reactivity: Human, Mouse, Rat

BackGround:**Product:**

Lyophilized powder (original buffer 1X PBS, pH 7.3, 8% trehalose)

Molecular Weight:

80.5 kDa(Predicted)

Swiss-Prot:

P13497

Purification&Purity:

Purified from mouse ascites fluids or tissue culture supernatant by affinity chromatography (protein A/G)

Applications:


WB 1:4000, IF 1:100

Storage&Stability:

Store at 4 °C short term. Aliquot and store at -20 °C long term. Avoid freeze-thaw cycles.

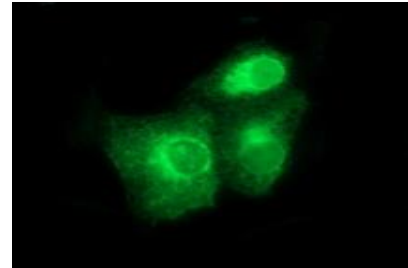
Specificity:

BMP1 monoclonal antibody detects endogenous levels of BMP1 protein.

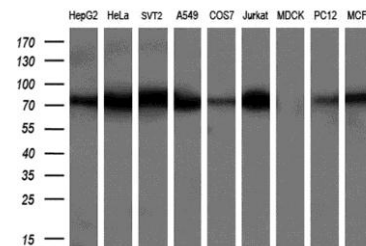
DATA:

HEK293T cells were transfected with the pCMV6-ENTRY control (Left lane) or pCMV6-ENTRY BMP1 (Right lane) cDNA for 48 hrs and

lysed.



Anti-BMP1 monoclonal antibody immunofluorescent staining of COS7 cells transiently transfected by pCMV6-ENTRY BMP1.



Western blot analysis of extracts (35ug) from 9 different cell lines by using anti-BMP1 monoclonal antibody at 1:200 dilution.

Note:

For research use only, not for use in diagnostic procedure.

Bioworld Technology, Inc.

Add: 1660 South Highway 100, Suite 500 St. Louis Park, MN 55416, USA.

Email: info@bioworld.com

Tel: 6123263284

Fax: 6122933841

Bioworld technology, co. Ltd.

Add: No 9, weidi road Qixia District Nanjing, 210046, P. R. China.

Email: info@biogot.com

Tel: 0086-025-68037686

Fax: 0086-025-68035151