

DAX1 polyclonal antibody

Catalog: GCP65

Host: Rabbit

Reactivity: Human,Pig

BackGround:

DSS-AHC critical region on the X chromosome protein 1 (DAX1) is an orphan nuclear receptor encoded by the nuclear receptor subfamily 0 group B member 1 (NR0B1) gene. DAX1 possesses an atypical DNA binding domain that allows it to form heterodimeric complexes with DNA binding partners and repress transcriptional activity. During development, DAX1 is important for establishment of the hypothalamic-pituitary-adrenal gonadal axis. The receptor is essential for development of several important hormone-producing organs that determine this axis, including the adrenal glands, pituitary, hypothalamus, and the male and female reproductive organs. Research studies suggest that DAX1 plays a role in maintenance of pluripotency in embryonic stem cells. Loss of DAX1 function through deletion or mutation results in adrenal insufficiency and hypogonadotropic hypogonadism, while duplication of the NR0B1 gene on the X-chromosome causes dosage-sensitive sex reversal.

Product:

Rabbit IgG, 1mg/ml in PBS with 0.02% sodium azide, 50% glycerol, pH7.2

Molecular Weight:

~ 48 kDa

Swiss-Prot:

P51843

Purification&Purity:

The antibody was affinity-purified from rabbit antiserum by affinity-chromatography using epitope-specific immunogen and the purity is > 95% (by SDS-PAGE).

Applications:

WB: 1:1000~1:2000

IHC: 1:50~1:200

IF: 1:50~1:200

Storage&Stability:

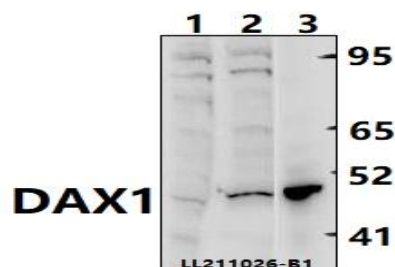
Store at 4 °C short term. Aliquot and store at -20 °C long

term. Avoid freeze-thaw cycles.

Specificity:

DAX1 polyclonal antibody detects endogenous levels of DAX1 protein.

DATA:

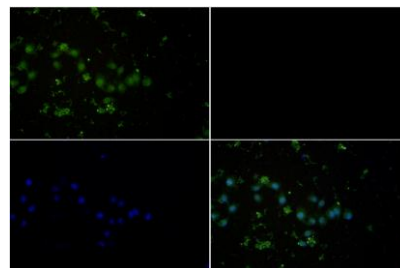


Western blot (WB) analysis of DAX1 polyclonal antibody at 1:2000 dilution

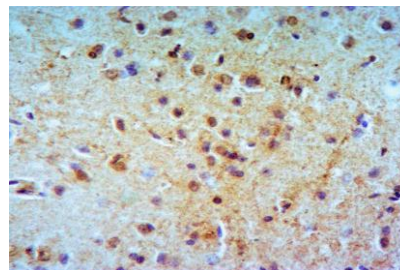
Lane1:HEK293T whole cell lysate(40ug)

Lane2:A549 whole cell lysate(40ug)

Lane3:The Kidney tissue lysate of Pig(40ug)



Immunofluorescence analysis of A549 cells using DAX1 antibody at dilution of 1:50.



Immunohistochemistry of paraffin-embedded Human Brain using DAX1 antibody at dilution of 1:50.

Note:

Bioworld Technology, Inc.

Add: 1660 South Highway 100, Suite 500 St. Louis Park, MN 55416,USA.

Email: info@bioworld.com

Tel: 6123263284

Fax: 6122933841

Bioworld technology, co. Ltd.

Add: No 9, weidi road Qixia District Nanjing, 210046, P. R. China.

Email: info@biogot.com

Tel: 0086-025-68037686

Fax: 0086-025-68035151



PRODUCT DATA SHEET

Bioworld Technology, Inc.

For research use only, not for use in diagnostic procedure.

Bioworld Technology, Inc.

Add: 1660 South Highway 100, Suite 500 St. Louis Park,
MN 55416, USA.

Email: info@bioworld.com

Tel: 6123263284

Fax: 6122933841

Bioworld technology, co. Ltd.

Add: No 9, weidi road Qixia District Nanjing, 210046,
P. R. China.

Email: info@biogot.com

Tel: 0086-025-68037686

Fax: 0086-025-68035151