

AR polyclonal antibody

Catalog: GCP32

Host: Rabbit

Reactivity: Human, Mouse

BackGround:

Androgen receptor (AR), a zinc finger transcription factor belonging to the nuclear receptor superfamily, is activated by phosphorylation and dimerization upon ligand binding. This promotes nuclear localization and binding of AR to androgen response elements in androgen target genes. Research studies have shown that AR plays a crucial role in several stages of male development and the progression of prostate cancer.

Product:

Rabbit IgG, 1mg/ml in PBS with 0.02% sodium azide, 50% glycerol, pH7.4.

Molecular Weight:

~ 140 kDa

Swiss-Prot:

P10275

Purification&Purity:

The antibody was affinity-purified from rabbit antiserum by affinity-chromatography using epitope-specific immunogen and the purity is > 95% (by SDS-PAGE).

Applications:

WB: 1:2000~1:5000

IHC: 1:50~1:200

IF: 1:50~1:200

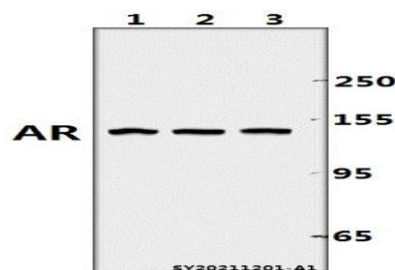
Storage&Stability:

Store at 4 °C short term. Aliquot and store at -20 °C long term. Avoid freeze-thaw cycles.

Specificity:

AR polyclonal antibody detects endogenous levels of AR protein.

DATA:

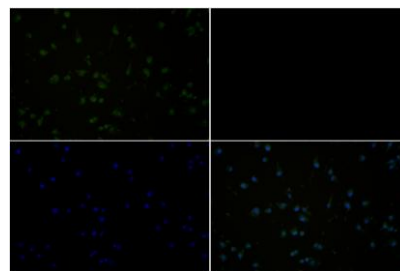


Western blot (WB) analysis of AR polyclonal antibody at 1:2000 dilution

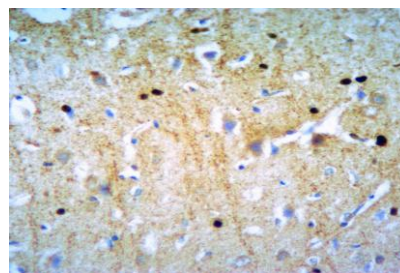
Lane1:CT-26 whole cell lysate(40ug)

Lane2:PC3 whole cell lysate(40ug)

Lane3:HepG2 whole cell lysate(40ug)



Immunofluorescence analysis of PC3 cells using AR antibody at dilution of 1:50.



Immunohistochemistry of paraffin-embedded Rat Brain using AR antibody at dilution of 1:50.

Note:

For research use only, not for use in diagnostic procedure.

Bioworld Technology, Inc.

Add: 1660 South Highway 100, Suite 500 St. Louis Park, MN 55416, USA.

Email: info@bioworld.com

Tel: 6123263284

Fax: 6122933841

Bioworld technology, co. Ltd.

Add: No 9, weidi road Qixia District Nanjing, 210046, P. R. China.

Email: info@biogot.com

Tel: 0086-025-68037686

Fax: 0086-025-68035151