

BID polyclonal antibody

Catalog: CAS75116

Host: Rabbit

Reactivity: Human

BackGround:

Bid is a pro-apoptotic “BH3 domain-only” member of the Bcl-2 family originally discovered to interact with both the anti-apoptotic family member Bcl-2 and the pro-apoptotic protein Bax. Bid is normally localized in the cytosolic fraction of cells as an inactive precursor and is cleaved at Asp60 by caspase-8 during Fas signaling, leading to translocation of the carboxyl terminal p15 fragment (tBid) to the mitochondrial outer membrane. Translocation of Bid is associated with release of cytochrome c from the mitochondria, leading to complex formation with Apaf-1 and caspase-9 and resulting in caspase-9 activation. Thus, Bid relays an apoptotic signal from the cell surface to the mitochondria triggering caspase activation.

Product:

Rabbit IgG, 1mg/ml in PBS with 0.02% sodium azide, 50% glycerol, pH7.4.

Molecular Weight:

~ 25 kDa

Swiss-Prot:

P55957

Purification&Purity:

The antibody was affinity-purified from rabbit antiserum by affinity-chromatography using epitope-specific immunogen and the purity is > 95% (by SDS-PAGE).

Applications:

WB: 1:2000~1:5000

IP:1:2000~1:8000

IHC:1:50~1:100


Storage&Stability:

Store at 4 °C short term. Aliquot and store at -20 °C long term. Avoid freeze-thaw cycles.

Specificity:

BID polyclonal antibody detects endogenous levels of BID protein.

DATA:

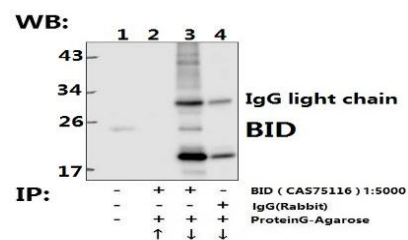


Western blot (WB) analysis of BID polyclonal antibody at 1:5000 dilution

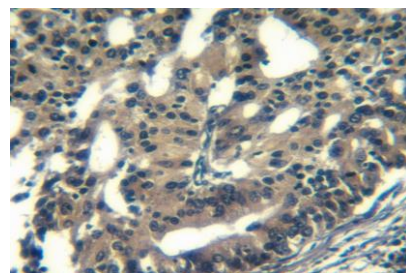
Lane1:Jurkat whole cell lysate(40ug)

Lane2:THP-1 whole cell lysate(40ug)

Lane3:SGC7901 whole cell lysate(40ug)



Immunoprecipitation - BID Polyclonal Antibody



Immunohistochemistry of paraffin-embedded human colon carcinoma using BID antibody at dilution of 1:50.

Bioworld Technology, Inc.

Add: 1660 South Highway 100, Suite 500 St. Louis Park, MN 55416, USA.

Email: info@bioworld.com

Tel: 6123263284

Fax: 6122933841

Bioworld technology, co. Ltd.

Add: No 9, weidi road Qixia District Nanjing, 210046, P. R. China.

Email: info@biogot.com

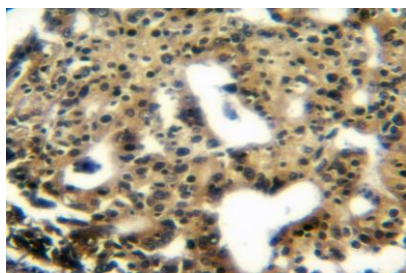
Tel: 0086-025-68037686

Fax: 0086-025-68035151



PRODUCT DATA SHEET

Bioworld Technology, Inc.



Immunohistochemistry of paraffin-embedded human colon carcinoma using BID antibody at dilution of 1:50.

Note:

For research use only, not for use in diagnostic procedure.

Bioworld Technology, Inc.

Add: 1660 South Highway 100, Suite 500 St. Louis Park, MN 55416, USA.

Email: info@bioworld.com

Tel: 6123263284

Fax: 6122933841

Bioworld technology, co. Ltd.

Add: No 9, weidi road Qixia District Nanjing, 210046, P. R. China.

Email: info@biogot.com

Tel: 0086-025-68037686

Fax: 0086-025-68035151