

## IL-1 beta polyclonal antibody

Catalog: BZ17070

Host: Rabbit

Reactivity: Human, Mouse, Rat

### BackGround:

Produced by activated macrophages, IL-1 stimulates thymocyte proliferation by inducing IL-2 release, B-cell maturation and proliferation, and fibroblast growth factor activity. IL-1 proteins are involved in the inflammatory response, being identified as endogenous pyrogens, and are reported to stimulate the release of prostaglandin and collagenase from synovial cells.

### Product:

Liquid in PBS containing 50% glycerol, 0.5% BSA and 0.02% sodium azide, pH 7.3.

### Molecular Weight:

Calculated MW: 31 kDa; Observed MW: 17,31 kDa

### Swiss-Prot:

P01584

### Purification&Purity:

Affinity Purified

### Applications:

WB: 1/500-1/1000 IHC: 1/50-1/100 IF: 1/50-1/200

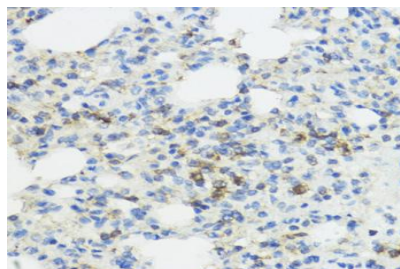
### Storage&Stability:

Store at 4 °C short term. Aliquot and store at -20 °C long term. Avoid freeze-thaw cycles.

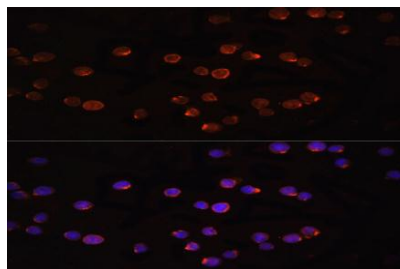
### Isotype:

IgG

### DATA:



Western blot analysis of IL-1 beta in THP-1 lysates using IL-1B antibody.

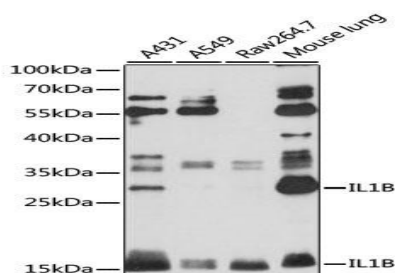


Immunohistochemistry analysis of paraffin-embedded rat lung using IL-1B antibody. High-pressure and temperature Sodium Citrate pH 6.0 was used for antigen retrieval.

Immunofluorescence analysis of IL-1 beta in THP-1 cells using IL-1B antibody, and DAPI.

### Note:

For research use only, not for use in diagnostic procedure.



Western blot analysis of IL-1 beta in various cell lines lysates using IL-1B antibody.

### Bioworld Technology, Inc.

Add: 1660 South Highway 100, Suite 500 St. Louis Park, MN 55416, USA.

Email: [info@bioworld.com](mailto:info@bioworld.com)

Tel: 6123263284

Fax: 6122933841

### Bioworld technology, co. Ltd.

Add: No 9, weidi road Qixia District Nanjing, 210046, P. R. China.

Email: [info@biogot.com](mailto:info@biogot.com)

Tel: 0086-025-68037686

Fax: 0086-025-68035151