

IKK beta polyclonal antibody

Catalog: BZ16751

Host: Rabbit

Reactivity: Human, Mouse, Rat

BackGround:

The NF- κ B/Rel transcription factors are present in the cytosol in an inactive state, complexed with the inhibitory I κ B proteins (1-3). Most agents that activate NF- κ B do so through a common pathway based on phosphorylation-induced, proteasome-mediated degradation of I κ B (3-7). The key regulatory step in this pathway involves activation of a high molecular weight I κ B kinase (IKK) complex whose catalysis is generally carried out by three tightly associated IKK subunits.

Product:

Rabbit IgG in phosphate buffered saline, pH 7.4, 150mM NaCl, 0.02% sodium azide and 50% glycerol.

Molecular Weight:

Calculated MW: 87 kDa; Observed MW: 87 kDa

Swiss-Prot:

O14920

Purification&Purity:

Affinity Purified

Applications:

WB: 1/500-1/1000 IHC: 1/50-1/100 IF: 1/50-1/200

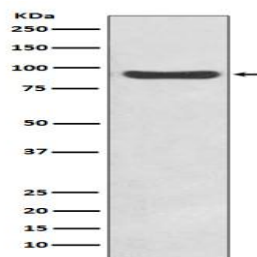
Storage&Stability:

Store at 4 °C short term. Aliquot and store at -20 °C long term. Avoid freeze-thaw cycles.

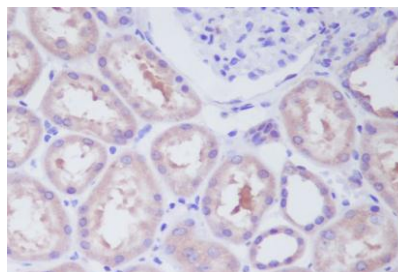
Isotype:

IgG

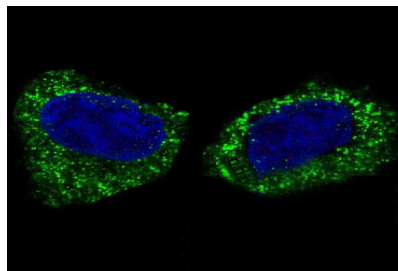
DATA:



Western blot analysis of IKK beta in HeLa lysates using IKK beta antibody.



Immunohistochemistry analysis of paraffin-embedded Human kidney using IKK beta antibody. High-pressure and temperature Sodium Citrate pH 6.0 was used for antigen retrieval.



Immunofluorescence analysis of IKK beta in HeLa using IKK beta antibody.

Note:

For research use only, not for use in diagnostic procedure.

Bioworld Technology, Inc.

Add: 1660 South Highway 100, Suite 500 St. Louis Park, MN 55416, USA.

Email: info@bioworld.com

Tel: 6123263284

Fax: 6122933841

Bioworld technology, co. Ltd.

Add: No 9, weidi road Qixia District Nanjing, 210046, P. R. China.

Email: info@biogot.com

Tel: 0086-025-68037686

Fax: 0086-025-68035151