

## Ubiquitin K48 polyclonal antibody

Catalog: BZ16731

Host: Rabbit

Reactivity: Human, Mouse, Rat

### BackGround:

Plays an important role in the ubiquitin-proteasome pathway. Ubiquitin can be covalently linked to many cellular proteins by the ubiquitination process, which targets proteins for degradation by the 26S proteasome. Three components are involved in the target protein-ubiquitin conjugation process. Ubiquitin is first activated by forming a thiolester complex with the activation component E1; the activated ubiquitin is subsequently transferred to the ubiquitin-carrier protein E2, then from E2 to ubiquitin ligase E3 for final delivery to the epsilon-NH2 of the target protein lysine residue.

### Product:

Rabbit IgG in phosphate buffered saline, pH 7.4, 150mM NaCl, 0.02% sodium azide and 50% glycerol.

### Molecular Weight:

Refer to figures

### Swiss-Prot:

P0CG47

### Purification&Purity:

Affinity Purified

### Applications:

WB: 1/500-1/1000 IHC: 1/50-1/100 IF: 1/50-1/200  
FC: 1/50-1/100

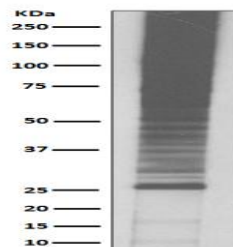
### Storage&Stability:

Store at 4 °C short term. Aliquot and store at -20 °C long term. Avoid freeze-thaw cycles.

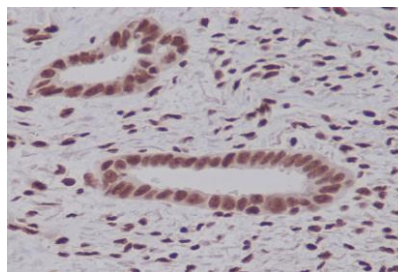
### Isotype:

IgG

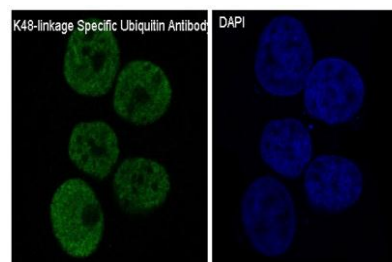
### DATA:



Western blot analysis of Ubiquitin in Jurkat lysates using Ubiquitin K48 antibody.



Immunohistochemistry analysis of paraffin-embedded Human endometrium carcinoma using K48linkage Specific Ubiquitin antibody. High-pressure and temperature Sodium Citrate pH 6.0 was used for antigen retrieval.



Immunofluorescence analysis of Ubiquitin K48 in MCF-7 using K48linkage Specific Ubiquitin antibody.

### Note:

For research use only, not for use in diagnostic procedure.

### Bioworld Technology, Inc.

Add: 1660 South Highway 100, Suite 500 St. Louis Park, MN 55416, USA.

Email: [info@bioworld.com](mailto:info@bioworld.com)

Tel: 6123263284

Fax: 6122933841

### Bioworld technology, co. Ltd.

Add: No 9, weidi road Qixia District Nanjing, 210046, P. R. China.

Email: [info@biogot.com](mailto:info@biogot.com)

Tel: 0086-025-68037686

Fax: 0086-025-68035151