

## Fibrillarin polyclonal antibody

Catalog: BZ16628

Host: Rabbit

Reactivity: Human, Mouse, Rat

### BackGround:

Fibrillarin is a 2'-O-methyltransferase located in fibrillar regions and Cajal bodies of the nucleolus, where RNA transcription and pre-RNA processing take place. Fibrillarin associates with several other structural proteins as well as box C/D snoRNA to form a complex that functions in pre-rRNA processing, pre-rRNA methylation and ribosome assembly. This complex catalyzes site-specific 2'-O-ribose methylation of targeted nucleotides within the rRNA sequence. The sequence, structure and function of fibrillarin are highly conserved and fibrillarin gene expression is essential for early embryonic development.

### Product:

Rabbit IgG in phosphate buffered saline, pH 7.4, 150mM NaCl, 0.02% sodium azide and 50% glycerol.

### Molecular Weight:

Calculated MW: 34 kDa; Observed MW: 34 kDa

### Swiss-Prot:

P22087

### Purification&Purity:

Affinity Purified

### Applications:

WB: 1/500-1/1000 IHC: 1/50-1/100 IF: 1/50-1/200  
IP: 1/20 FC: 1/50-1/100

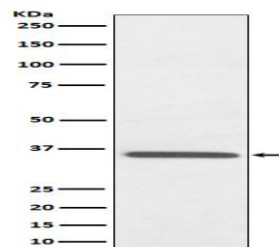
### Storage&Stability:

Store at 4 °C short term. Aliquot and store at -20 °C long term. Avoid freeze-thaw cycles.

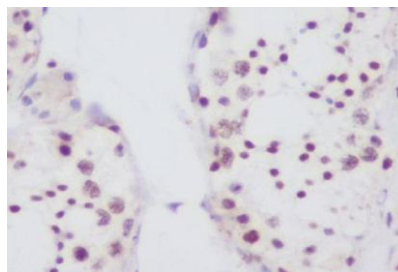
### Isotype:

IgG

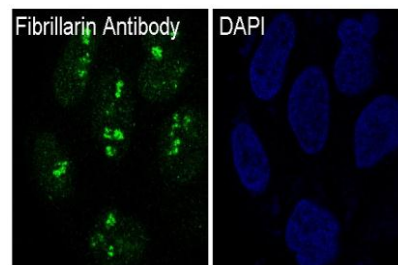
### DATA:



Western blot analysis of Fibrillarin in HepG2 lysates using Fibrillarin antibody.



Immunohistochemistry analysis of paraffin-embedded Human testis using Fibrillarin antibody. High-pressure and temperature Sodium Citrate pH 6.0 was used for antigen retrieval.



Immunofluorescence analysis of Fibrillarin in HeLa using Fibrillarin antibody.

### Note:

For research use only, not for use in diagnostic procedure.

### Bioworld Technology, Inc.

Add: 1660 South Highway 100, Suite 500 St. Louis Park, MN 55416, USA.

Email: [info@bioworld.com](mailto:info@bioworld.com)

Tel: 6123263284

Fax: 6122933841

### Bioworld technology, co. Ltd.

Add: No 9, weidi road Qixia District Nanjing, 210046, P. R. China.

Email: [info@biogot.com](mailto:info@biogot.com)

Tel: 0086-025-68037686

Fax: 0086-025-68035151