

FOXO1 polyclonal antibody

Catalog: BZ16596

Host: Rabbit

Reactivity: Human, Mouse, Rat

BackGround:

Transcription factor which acts as a regulator of cell responses to oxidative stress. In the presence of KIRT1, mediates down-regulation of cyclin D1 and up-regulation of CDKN1B levels which are required for cell transition from proliferative growth to quiescence.

Product:

Rabbit IgG in phosphate buffered saline , pH 7.4, 150mM NaCl, 0.02% sodium azide and 50% glycerol.

Molecular Weight:

Calculated MW: 70 kDa; Observed MW: 70 kDa

Swiss-Prot:

Q12778

Purification&Purity:

Affinity Purified

Applications:

WB: 1/500-1/1000 IHC: 1/50-1/100 IF: 1/50-1/200

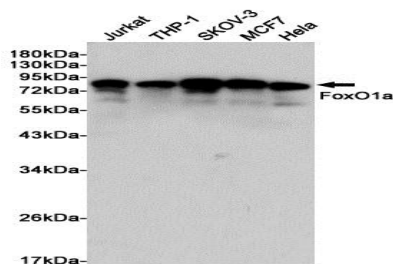
Storage&Stability:

Store at 4 °C short term. Aliquot and store at -20 °C long term. Avoid freeze-thaw cycles.

Isotype:

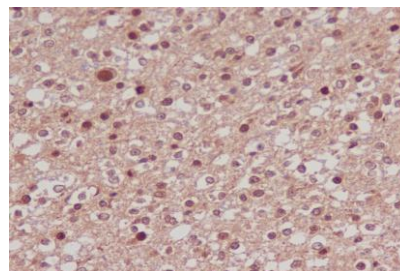
IgG

DATA:

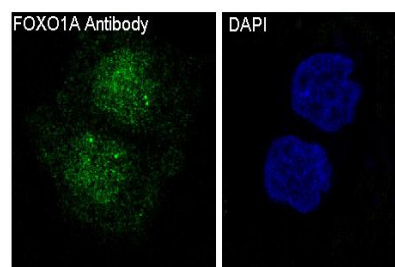


Western blot analysis of FoxO1a in Jurkat, THP-1, SKOV-3, MCF-7 and

Hela lysates using FOXO1 antibody.



Immunohistochemistry analysis of paraffin-embedded Human brain carcinoma using FoxO1a antibody. High-pressure and temperature Sodium Citrate pH 6.0 was used for antigen retrieval.



Immunofluorescence analysis of FOXO1 in Hela using FoxO1a antibody.

Note:

For research use only, not for use in diagnostic procedure.

Bioworld Technology, Inc.

Add: 1660 South Highway 100, Suite 500 St. Louis Park, MN 55416, USA.

Email: info@bioworld.com

Tel: 6123263284

Fax: 6122933841

Bioworld technology, co. Ltd.

Add: No 9, weidi road Qixia District Nanjing, 210046, P. R. China.

Email: info@biogot.com

Tel: 0086-025-68037686

Fax: 0086-025-68035151