

## Gm13125 polyclonal antibody

**Catalog:** BS78992

**Host:** Rabbit

**Reactivity:** Human, Mouse, Rat

**BackGround:**

Predicted to enable ubiquitin ligase-substrate adaptor activity. Predicted to be part of Cul2-RING ubiquitin ligase complex. Predicted to be active in cytoplasm. Orthologous to several human genes including PRAMEF1 (PRAME family member 1); PRAMEF10 (PRAME family member 10); and PRAMEF11 (PRAME family member 11).

**Product:**

1mg/ml in PBS with 0.02% sodium azide, 50% glycerol, pH7.2

**Molecular Weight:**

55kDa

**Swiss-Prot:**

Q5VT98

**Purification&Purity:**

The antibody was affinity-purified from rabbit antiserum by affinity-chromatography using epitope-specific immunogen and the purity is > 95% (by SDS-PAGE).

**Applications:**

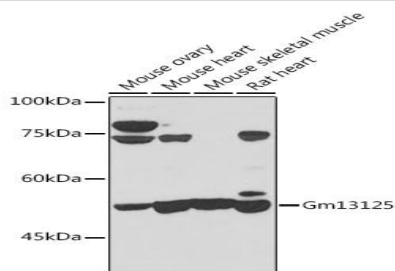
WB, 1:500 - 1:2000 | IHC, 1:100 - 1:200

**Storage&Stability:**

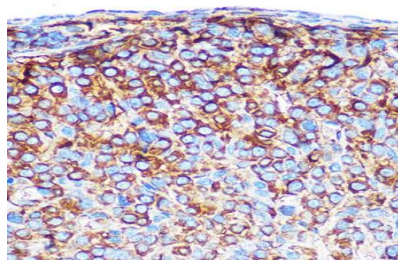
Store at 4 °C short term. Aliquot and store at -20 °C long term. Avoid freeze-thaw cycles.

**Modification:**

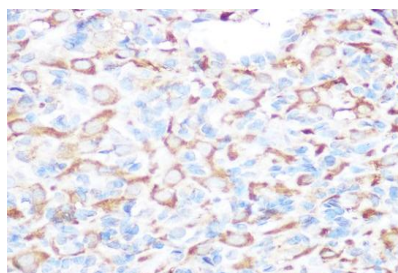
Unmodification

**DATA:**


Western blot analysis of extracts of various cell lines, using Gm13125 antibody at 1:1000 dilution. Secondary antibody: HRP Goat Anti-Rabbit IgG at 1:10000 dilution. Lysates/proteins: 25ug per lane. Blocking buffer: 3% nonfat dry milk in TBST. Detection: ECL Basic Kit. Exposure time: 30s.



Immunohistochemistry of paraffin-embedded mouse ovary using Gm13125 Rabbit pAb at dilution of 1:100. Perform microwave antigen retrieval with 10 mM Tris/EDTA buffer pH 9.0 before commencing with IHC staining protocol.



Immunohistochemistry of paraffin-embedded rat ovary using Gm13125 Rabbit pAb at dilution of 1:100. Perform microwave antigen retrieval with 10 mM Tris/EDTA buffer pH 9.0 before commencing with IHC staining protocol.

**Note:**

For research use only, not for use in diagnostic procedure.

**Bioworld Technology, Inc.**

**Add:** 1660 South Highway 100, Suite 500 St. Louis Park, MN 55416, USA.

**Email:** [info@bioworld.com](mailto:info@bioworld.com)

**Tel:** 6123263284

**Fax:** 6122933841

**Bioworld technology, co. Ltd.**

**Add:** No 9, weidi road Qixia District Nanjing, 210046, P. R. China.

**Email:** [info@biogot.com](mailto:info@biogot.com)

**Tel:** 0086-025-68037686

**Fax:** 0086-025-68035151