

FPR2 polyclonal antibody

Catalog: BS78333

Host: Rabbit

Reactivity: Human, Mouse, Rat

BackGround:

Enables amyloid-beta binding activity; scavenger receptor binding activity; and signaling receptor activity. Involved in several processes, including cellular response to amyloid-beta; positive regulation of monocyte chemotaxis; and regulation of defense response. Located in cytoplasm and plasma membrane.

Product:

1mg/ml in PBS with 0.02% sodium azide, 50% glycerol, pH7.2

Molecular Weight:

Refer to figures

Swiss-Prot:

P25090

Purification&Purity:

The antibody was affinity-purified from rabbit antiserum by affinity-chromatography using epitope-specific immunogen and the purity is > 95% (by SDS-PAGE).

Applications:

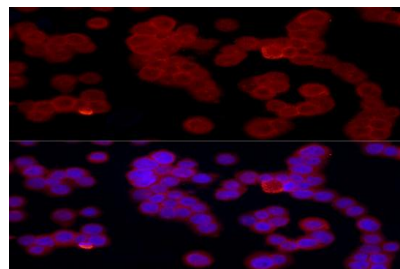
IF/ICC, 1:50 - 1:200

Storage&Stability:

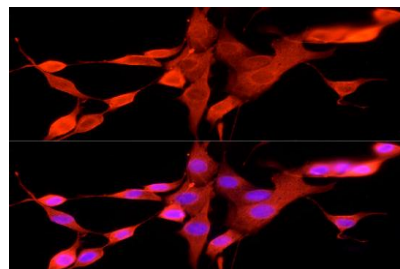
Store at 4 °C short term. Aliquot and store at -20 °C long term. Avoid freeze-thaw cycles.

Modification:

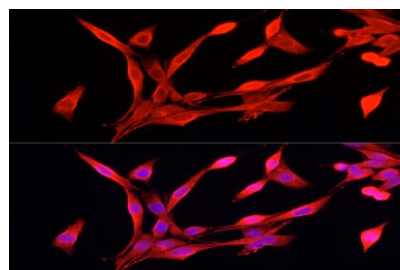
Unmodification

DATA:

Immunofluorescence analysis of HL-60 cells using FPR2 Rabbit pAb at dilution of 1:50 . Blue: DAPI for nuclear staining.



Immunofluorescence analysis of NIH/3T3 cells using FPR2 Rabbit pAb at dilution of 1:50 . Blue: DAPI for nuclear staining.



Immunofluorescence analysis of PC-12 cells using FPR2 Rabbit pAb at dilution of 1:50 . Blue: DAPI for nuclear staining.

Note:

For research use only, not for use in diagnostic procedure.

Bioworld Technology, Inc.

Add: 1660 South Highway 100, Suite 500 St. Louis Park, MN 55416, USA.

Email: info@bioworld.com

Tel: 6123263284

Fax: 6122933841

Bioworld technology, co. Ltd.

Add: No 9, weidi road Qixia District Nanjing, 210046, P. R. China.

Email: info@biogot.com

Tel: 0086-025-68037686

Fax: 0086-025-68035151