

NTRK1/NTRK2/NTRK3 polyclonal antibody

Catalog: BS77865

Host: Rabbit

Reactivity: Human, Mouse, Rat

BackGround:

Neurotrophic tyrosine kinase (NTRK) is a family of receptor tyrosine kinase. The NTRK gene family contains three members, NTRK1, NTRK2 and NTRK3, which produce TRKA, TRKB and TRKC proteins, respectively. TRK kinases lead to cell differentiation and may play important roles in normal neural functions. Rearrangements in the NTRK genes can result in two genes fusing together and producing altered TRK proteins, which can lead to uncontrolled growth of cancer cells. Neurotrophic tyrosine receptor kinase (NTRK) gene fusions are an actionable biomarker for cancer therapy and can be found in over 25 different types of cancer.

Product:

1mg/ml in PBS with 0.02% sodium azide, 50% glycerol, pH7.2

Molecular Weight:

100KDa

Swiss-Prot:

P04629/Q16620/Q16288

Purification&Purity:

The antibody was affinity-purified from rabbit antiserum by affinity-chromatography using epitope-specific immunogen and the purity is > 95% (by SDS-PAGE).

Applications:

WB, 1:500 - 1:2000 | IF/ICC, 1:50 - 1:200

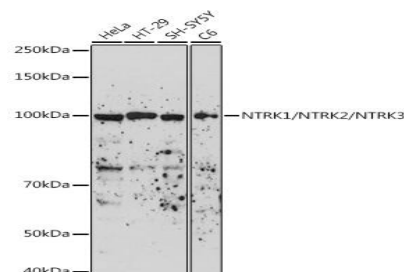
Storage&Stability:

Store at 4 °C short term. Aliquot and store at -20 °C long term. Avoid freeze-thaw cycles.

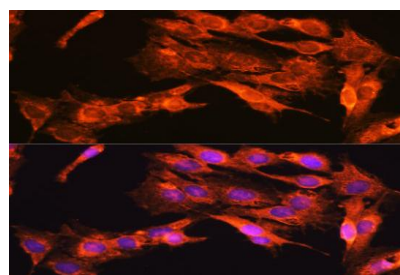
Modification:

Unmodification

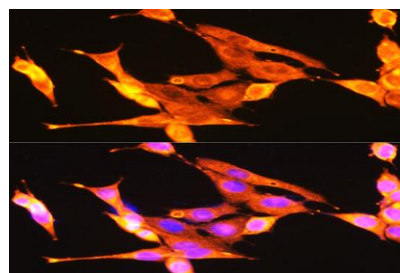
DATA:



Western blot analysis of extracts of various cell lines, using NTRK1/NTRK2/NTRK3 antibody at 1:500 dilution. Secondary antibody: HRP Goat Anti-Rabbit IgG at 1:10000 dilution. Lysates/proteins: 25ug per lane. Blocking buffer: 3% nonfat dry milk in TBST. Detection: ECL Enhanced Kit. Exposure time: 180s.



Immunofluorescence analysis of C6 cells using NTRK1/NTRK2/NTRK3 Rabbit pAb at dilution of 1:100. Blue: DAPI for nuclear staining.



Immunofluorescence analysis of NIH-3T3 cells using NTRK1/NTRK2/NTRK3 Rabbit pAb at dilution of 1:100. Blue: DAPI for nuclear staining.

Note:

For research use only, not for use in diagnostic procedure.

Bioworld Technology, Inc.

Add: 1660 South Highway 100, Suite 500 St. Louis Park, MN 55416, USA.

Email: info@bioworld.com

Tel: 6123263284

Fax: 6122933841

Bioworld technology, co. Ltd.

Add: No 9, weidi road Qixia District Nanjing, 210046, P. R. China.

Email: info@biogot.com

Tel: 0086-025-68037686

Fax: 0086-025-68035151