

## TIMM44 polyclonal antibody

Catalog: BS77259

Host: Rabbit

Reactivity: Human, Mouse, Rat

### BackGround:

This gene encodes a peripheral membrane protein associated with the mitochondrial inner membrane translocase, which functions in the import of proteins across the mitochondrial inner membrane and into the mitochondrial matrix. The encoded protein mediates binding of mitochondrial heat shock protein 70 to the translocase of inner mitochondrial membrane 23 (TIM23) complex. Expression of this gene is upregulated in kidney in a mouse model of diabetes. A mutation in this gene is associated with familial oncocyctic thyroid carcinoma.

### Product:

1mg/ml in PBS with 0.02% sodium azide, 50% glycerol, pH7.2

### Molecular Weight:

45KDa

### Swiss-Prot:

O43615

### Purification&Purity:

The antibody was affinity-purified from rabbit antiserum by affinity-chromatography using epitope-specific immunogen and the purity is > 95% (by SDS-PAGE).

### Applications:

WB, 1:500 - 1:2000 | IF/ICC, 1:50 - 1:200

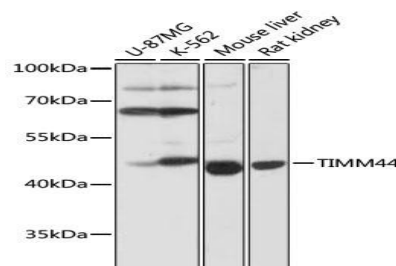
### Storage&Stability:

Store at 4 °C short term. Aliquot and store at -20 °C long term. Avoid freeze-thaw cycles.

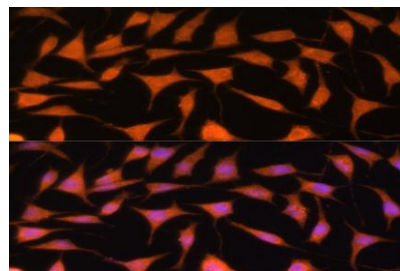
### Modification:

Unmodification

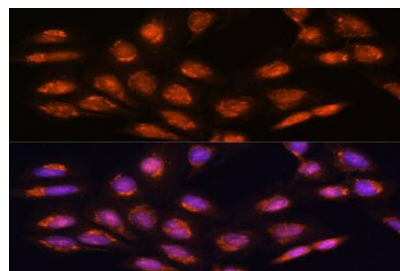
### DATA:



Western blot analysis of extracts of various cell lines, using TIMM44 antibody at 1:1000 dilution. Secondary antibody: HRP Goat Anti-Rabbit IgG at 1:10000 dilution. Lysates/proteins: 25ug per lane. Blocking buffer: 3% nonfat dry milk in TBST. Detection: ECL Basic Kit. Exposure time: 5s.



Immunofluorescence analysis of L929 cells using TIMM44 antibody at dilution of 1:100. Blue: DAPI for nuclear staining.



Immunofluorescence analysis of U-2 OS cells using TIMM44 antibody at dilution of 1:100. Blue: DAPI for nuclear staining.

### Note:

For research use only, not for use in diagnostic procedure.

### Bioworld Technology, Inc.

Add: 1660 South Highway 100, Suite 500 St. Louis Park, MN 55416, USA.

Email: [info@bioworld.com](mailto:info@bioworld.com)

Tel: 6123263284

Fax: 6122933841

### Bioworld technology, co. Ltd.

Add: No 9, weidi road Qixia District Nanjing, 210046, P. R. China.

Email: [info@biogot.com](mailto:info@biogot.com)

Tel: 0086-025-68037686

Fax: 0086-025-68035151