

## SYT4 polyclonal antibody

Catalog: BS70884

Host: Rabbit

Reactivity: Human, Mouse, Rat

### BackGround:

May be involved in Ca<sup>2+</sup>-dependent exocytosis of secretory vesicles through Ca<sup>2+</sup> and phospholipid binding to the C2 domain or may serve as Ca<sup>2+</sup> sensors in the process of vesicular trafficking and exocytosis (By similarity). Plays a role in dendrite formation by melanocytes (PubMed:23999003)

### Product:

Rabbit IgG, 1mg/ml in PBS with 0.02% sodium azide, 50% glycerol, pH7.2

### Molecular Weight:

~ 48 kDa

### Swiss-Prot:

Q9H2B2

### Purification&Purity:

The antibody was affinity-purified from rabbit antiserum by affinity-chromatography using epitope-specific immunogen and the purity is > 95% (by SDS-PAGE).

### Applications:

WB: 1:500~1:2000

IHC/IF: 1:50~1:200

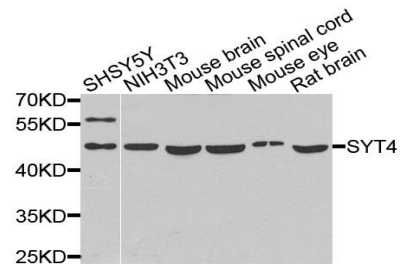
### Storage&Stability:

Store at 4 °C short term. Aliquot and store at -20 °C long term. Avoid freeze-thaw cycles.

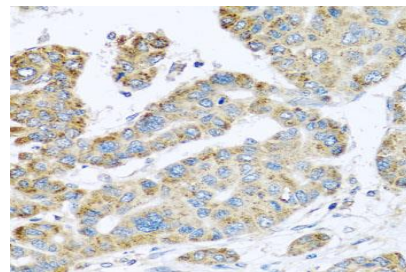
### Specificity:

SYT4 polyclonal antibody detects endogenous levels of SYT4 protein.

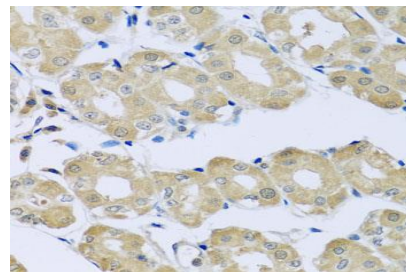
### DATA:



Western blot analysis of extracts of various cells, using SYT4 antibody.



Immunohistochemistry of paraffin-embedded human stomach using SYT4 antibody at dilution of 1:100 (x40 lens).



Immunohistochemistry of paraffin-embedded human liver cancer using SYT4 antibody at dilution of 1:100 (x40 lens).

### Note:

For research use only, not for use in diagnostic procedure.

### Bioworld Technology, Inc.

Add: 1660 South Highway 100, Suite 500 St. Louis Park, MN 55416, USA.

Email: [info@bioworld.com](mailto:info@bioworld.com)

Tel: 6123263284

Fax: 6122933841

### Bioworld technology, co. Ltd.

Add: No 9, weidi road Qixia District Nanjing, 210046, P. R. China.

Email: [info@biogot.com](mailto:info@biogot.com)

Tel: 0086-025-68037686

Fax: 0086-025-68035151