

**AIRE polyclonal antibody**

Catalog: BS6860

Host: Rabbit

Reactivity: Human, Mouse, Rat

**BackGround:**

This gene encodes a transcriptional regulator that forms nuclear bodies and interacts with the transcriptional coactivator CREB binding protein. The encoded protein plays an important role in immunity by regulating the expression of autoantigens and negative selection of autoreactive T-cells in the thymus. Mutations in this gene cause the rare autosomal-recessive systemic autoimmune disease termed autoimmune polyendocrinopathy with candidiasis and ectodermal dystrophy (APECED).

**Product:**

1mg/ml in PBS with 0.02% sodium azide, 50% glycerol, pH7.2

**Molecular Weight:**

55kDa

**Swiss-Prot:**

O43918

**Purification&Purity:**

The antibody was affinity-purified from rabbit antiserum by affinity-chromatography using epitope-specific immunogen and the purity is > 95% (by SDS-PAGE).

**Applications:**

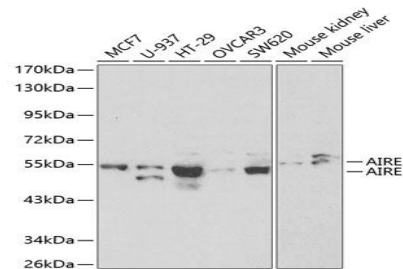
WB, 1:500 - 1:2000 | IF/ICC, 1:50 - 1:200

**Storage&Stability:**

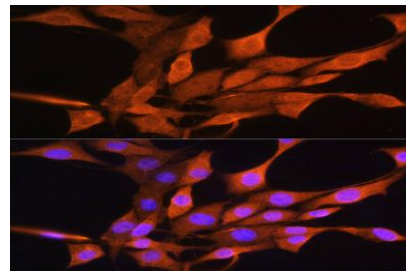
Store at 4 °C short term. Aliquot and store at -20 °C long term. Avoid freeze-thaw cycles.

**Category:**

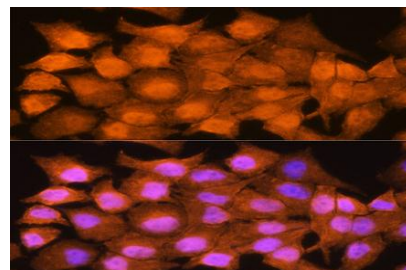
Polyclonal Antibodies

**DATA:**

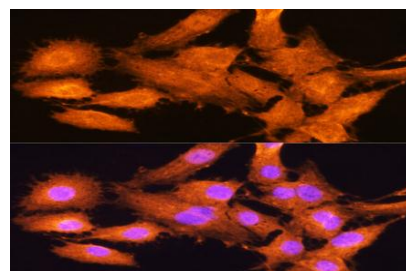
Western blot analysis of extracts of various cell lines, using AIRE antibody at 1:1000 dilution. Secondary antibody: HRP Goat Anti-Rabbit IgG at 1:10000 dilution. Lysates/proteins: 25ug per lane. Blocking buffer: 3% nonfat dry milk in TBST.



Immunofluorescence analysis of NIH/3T3 cells using AIRE Rabbit pAb at dilution of 1:100. Blue: DAPI for nuclear staining.



Immunofluorescence analysis of HeLa cells using AIRE Rabbit pAb at dilution of 1:100. Blue: DAPI for nuclear staining.

**Bioworld Technology, Inc.**

Add: 1660 South Highway 100, Suite 500 St. Louis Park, MN 55416, USA.

Email: [info@bioworld.com](mailto:info@bioworld.com)

Tel: 6123263284

Fax: 6122933841

**Bioworld technology, co. Ltd.**

Add: No 9, weidi road Qixia District Nanjing, 210046, P. R. China.

Email: [info@biogot.com](mailto:info@biogot.com)

Tel: 0086-025-68037686

Fax: 0086-025-68035151



## PRODUCT DATA SHEET

Bioworld Technology, Inc.

Immunofluorescence analysis of C6 cells using AIRE Rabbit pAb at  
dilution of 1:100. Blue: DAPI for nuclear staining.

**Note:**

For research use only, not for use in diagnostic procedure.

---

**Bioworld Technology, Inc.**

Add: 1660 South Highway 100, Suite 500 St. Louis Park,  
MN 55416, USA.

Email: [info@bioworld.com](mailto:info@bioworld.com)

Tel: 6123263284

Fax: 6122933841

**Bioworld technology, co. Ltd.**

Add: No 9, weidi road Qixia District Nanjing, 210046,  
P. R. China.

Email: [info@biogot.com](mailto:info@biogot.com)

Tel: 0086-025-68037686

Fax: 0086-025-68035151