

FAM3A polyclonal antibody

Catalog: BS67794

Host: Rabbit

Reactivity: Human

BackGround:

May act as a defensin against invading fungal microorganisms.

Product:

Liquid in 0.42% Potassium phosphate, 0.87% Sodium chloride, pH 7.3, 30% glycerol, and 0.01% sodium azide.

Molecular Weight:

~ 26 kDa

Swiss-Prot:

P98173

Purification&Purity:

The antibody was purified by immunogen affinity chromatography.

Applications:

WB (1/500 - 1/1000), IHC (1/50 - 1/100), FC (1/10 - 1/30)

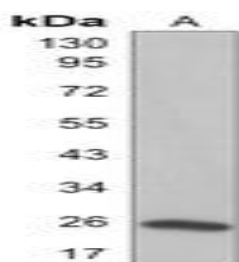
Storage&Stability:

Store at 4 °C short term. Aliquot and store at -20 °C long term. Avoid freeze-thaw cycles.

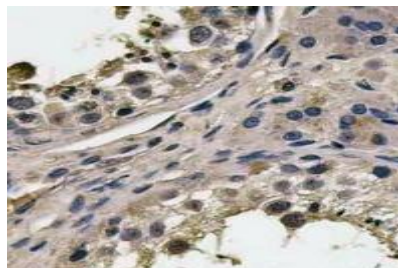
Specificity:

Recognizes endogenous levels of FAM3A protein.

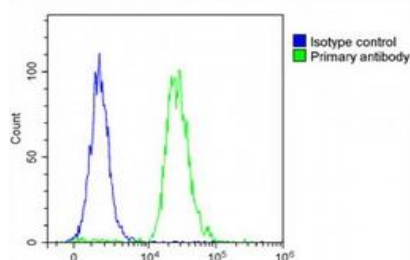
DATA:



Western blot analysis of FAM3A expression in human testis (A) whole cell lysates.



Immunohistochemical analysis of FAM3A staining in human testis tissue formalin fixed paraffin embedded tissue section. The section was pre-treated using heat mediated antigen retrieval with sodium citrate buffer (pH 6.0). The section was then incubated with the antibody at room temperature and detected using an HRP conjugated compact polymer system. DAB was used as the chromogen. The section was then counterstained with haematoxylin and mounted with DPX.



Note:

For research use only, not for use in diagnostic procedure.

Bioworld Technology, Inc.

Add: 1660 South Highway 100, Suite 500 St. Louis Park, MN 55416, USA.

Email: info@bioworld.com

Tel: 6123263284

Fax: 6122933841

Bioworld technology, co. Ltd.

Add: No 9, weidi road Qixia District Nanjing, 210046, P. R. China.

Email: info@biogot.com

Tel: 0086-025-68037686

Fax: 0086-025-68035151