

IL-4R polyclonal antibody

Catalog: BS65584

Host: Rabbit

Reactivity: Mouse, Rat,

BackGround:

This gene encodes the alpha chain of the interleukin-4 receptor, a type I transmembrane protein that can bind interleukin4 and interleukin 13 to regulate IgE production. The encoded protein also can bind interleukin 4 to promote differentiation of Th2 cells. A soluble form of the encoded protein can be produced by an alternate splice variant or by proteolysis of the membrane-bound protein, and this soluble form can inhibit IL4-mediated cell proliferation and IL5 upregulation by T-cells. Allelic variations in this gene have been associated with atopy, a condition that can manifest itself as allergic rhinitis, sinusitis, asthma, or eczema. Two transcript variants encoding different isoforms, a membrane-bound and a soluble form, have been found for this gene. [provided by RefSeq, Jul 2008].

Product:

0.01M TBS(pH7.4) with 1% BSA, 0.03% Proclin300 and 50% Glycerol.

Molecular Weight:

~140kDa

Swiss-Prot:

Q63257

Purification&Purity:

affinity purified by Protein A

Applications:

WB=1:500-2000

not yet tested in other applications.

optimal dilutions/concentrations should be determined by the end user.

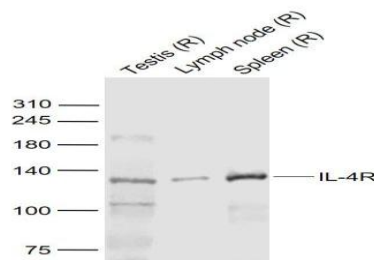
Storage&Stability:

Store at 4 °C short term. Aliquot and store at -20 °C long term. Avoid freeze-thaw cycles.

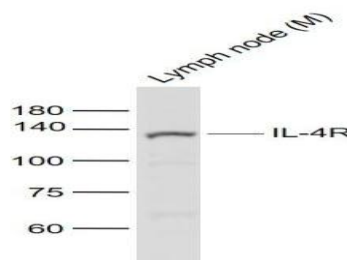
Specificity:

IL-4R polyclonal Antibody detects endogenous levels of IL-4R protein.

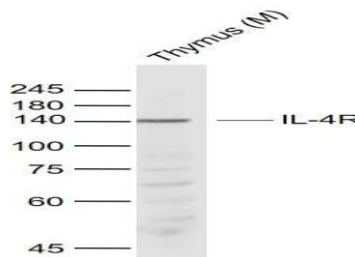
DATA:



Anti- IL-4R at 1/1000 dilution



Anti- IL-4R at 1/1000 dilution



Anti- IL-4R at 1/1000 dilution

Note:

For research use only, not for use in diagnostic procedure.

Bioworld Technology, Inc.

Add: 1660 South Highway 100, Suite 500 St. Louis Park, MN 55416, USA.

Email: info@bioworld.com

Tel: 6123263284

Fax: 6122933841

Bioworld technology, co. Ltd.

Add: No 9, weidi road Qixia District Nanjing, 210046, P. R. China.

Email: info@biogot.com

Tel: 0086-025-68037686

Fax: 0086-025-68035151