

Semaphorin 3F polyclonal antibody

Catalog: BS65577	Host: Rabbit	Reactivity: Hu- man, Mouse, Rat, Chicken, Dog, Pig, Cow, Rabbit, Sheep,
------------------	--------------	--

BackGround:

The semaphorins are a family of proteins that are involved in signaling. All the family members have a secretion signal, a 500-amino acid sema domain, and 16 conserved cysteine residues (Kolodkin et al., 1993 [PubMed 8269517]). Sequence comparisons have grouped the secreted semaphorins into 3 general classes, all of which also have an immunoglobulin domain. The semaphorin III family, consisting of human semaphorin III (SEMA3A; MIM 603961), chicken collapsin, and mouse semaphorins A, D, and E, all have a basic domain at the C terminus. Chicken collapsin contributes to path finding by axons during development by inhibiting extension of growth cones (Luo et al., 1993 [PubMed 8402908]) through an interaction with a collapsin response mediator protein of relative molecular mass 62K (CRMP62) (Goshima et al., 1995 [PubMed 7637782]), a putative homolog of an axonal guidance associated UNC33 gene product (MIM 601168). SEMA3F is a secreted member of the semaphorin III family.

Product:

0.01M TBS(pH7.4) with 1% BSA, 0.03% Proclin300 and 50% Glycerol.

Molecular Weight:

~88kDa

Swiss-Prot:

Q13275

Purification&Purity:

affinity purified by Protein A

Applications:

WB=1:500-2000

not yet tested in other applications.

optimal dilutions/concentrations should be determined by the end user.

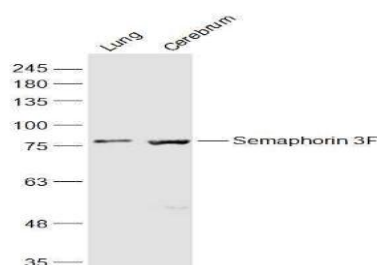
Storage&Stability:

Store at 4 °C short term. Aliquot and store at -20 °C long term. Avoid freeze-thaw cycles.

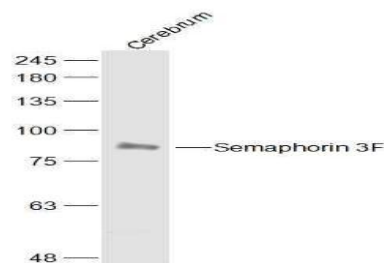
Specificity:

Semaphorin 3F polyclonal Antibody detects endogenous levels of Semaphorin 3F protein.


DATA:



Anti-Semaphorin 3F at 1/1000 dilution



Anti-Semaphorin 3F at 1/300 dilution



Anti-Semaphorin 3F at 1/500 dilution

Bioworld Technology, Inc.

Add: 1660 South Highway 100, Suite 500 St. Louis Park, MN 55416, USA.

Email: info@bioworld.com

Tel: 6123263284

Fax: 6122933841

Bioworld technology, co. Ltd.

Add: No 9, weidi road Qixia District Nanjing, 210046, P. R. China.

Email: info@biogot.com


Tel: 0086-025-68037686

Fax: 0086-025-68035151



PRODUCT DATA SHEET

Bioworld Technology, Inc.



Anti- Semaphorin 3F at 1/1000 dilution

Note:

For research use only, not for use in diagnostic procedure.

Bioworld Technology, Inc.

Add: 1660 South Highway 100, Suite 500 St. Louis Park,
MN 55416, USA.

Email: info@bioworld.com

Tel: 6123263284

Fax: 6122933841

Bioworld technology, co. Ltd.

Add: No 9, weidi road Qixia District Nanjing, 210046,
P. R. China.

Email: info@biogot.com

Tel: 0086-025-68037686

Fax: 0086-025-68035151