

MMP9 (W680) polyclonal antibody

Catalog: BS1241

Host: Rabbit

Reactivity: Human, Mouse, Rat

Background:

The matrix metalloproteinases (MMP) are a family of peptidase enzymes responsible for the degradation of extracellular matrix components, including collagen, gelatin, fibronectin, laminin and proteoglycan. Transcription of MMP genes is differentially activated by phorbol ester, lipopolysaccharide (LPS) or taphylococcal enterotoxin B (SEB). MMP catalysis requires both calcium and zinc. MMP-9 (also designated 92-kDa type IV collagenase or gelatinase B) has been shown to degrade bone collagens in concert with MMP-1 (also designated interstitial collagenase, fibroblast collagenase or collagenase-1), and cysteine proteases and may play a role in bone osteoclastic resorption. MMP-1 is down-regulated by p53, and abnormality of p53 expression may contribute to joint degradation in rheumatoid arthritis by regulating MMP-1 expression.

Product:

Rabbit IgG, 1mg/ml in PBS with 0.02% sodium azide, 50% glycerol, pH7.2

Molecular Weight:

~ 84 kDa

Swiss-Prot:

P14780

Purification&Purity:

The antibody was affinity-purified from rabbit antiserum by affinity-chromatography using epitope-specific immunogen and the purity is > 95% (by SDS-PAGE).

Applications:

WB: 1:500~1:1000

IHC: 1:50~1:200

IF/ICC: 1:50~1:200

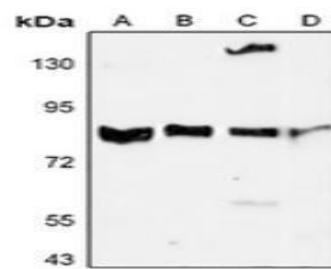
Storage&Stability:

Store at 4°C short term. Aliquot and store at -20°C long term. Avoid freeze-thaw cycles.

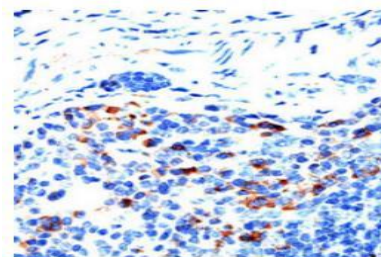
Specificity:

MMP9 (W680) polyclonal antibody detects endogenous levels of MMP9 protein.

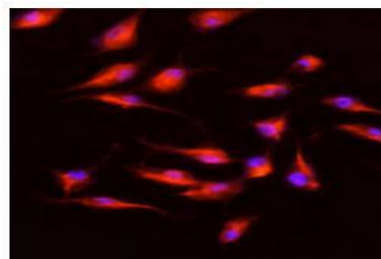
DATA:



Western blot analysis of MMP9 expression in K562 (A), Raji (B), mouse brain (C), rat kidney (D) whole cell lysates.



Immunohistochemical analysis of MMP9 staining in mouse spleen formalin fixed paraffin embedded tissue section.



Immunofluorescent analysis of MMP9 staining in L929 cells.

Note:

For research use only, not for use in diagnostic procedure.

Bioworld Technology, Inc.

Add: 1660 South Highway 100, Suite 500 St. Louis Park, MN 55416, USA.

Email: info@bioworld.com

Tel: 6123263284

Fax: 6122933841

Bioworld technology, co. Ltd.

Add: No 9, weidi road Qixia District Nanjing, 210046, P. R. China.

Email: info@biogot.com

Tel: 0086-025-68037686

Fax: 0086-025-68035151