

HA-Tag rabbit monoclonal antibody

Catalog: AP1024

Host: Rabbit

Reactivity: Transfected

BackGround:

Human influenza hemagglutinin (HA) is a surface glycoprotein required for the infectivity of the human virus. The HA tag is derived from the HA molecule corresponding to amino acids 98-106 has been extensively used as a general epitope tag in expression vectors. Many recombinant proteins have been engineered to express the HA tag, which does not appear to interfere with the bioactivity or the biodistribution of the recombinant protein. This tag facilitates the detection, isolation, and purification of the proteins.

Product:

1mg/ml in PBS with 0.02% sodium azide, 50% glycerol, pH7.2

Molecular Weight:

N/A

Swiss-Prot:

N/A

Purification&Purity:

The antibody was affinity-purified from cell culture supernatant by protein A+G and the purity is > 95% (by SDS-PAGE).

Applications:

WB: 1:20000~1:100000

IHC/IF: 1:500~1:2000

IP: 1:50~1:200

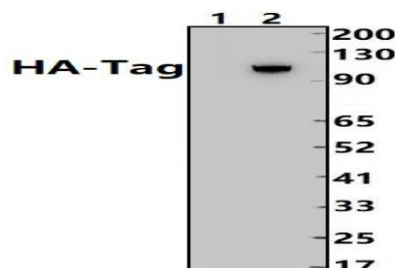
Storage&Stability:

Store at 4 °C short term. Aliquot and store at -20 °C long term. Avoid freeze-thaw cycles.

Specificity:

HA-Tag rabbit mAb detects over-expressed proteins containing the HA epitope tag.

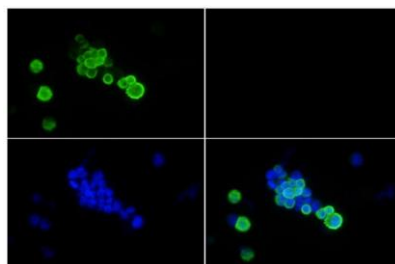
DATA:



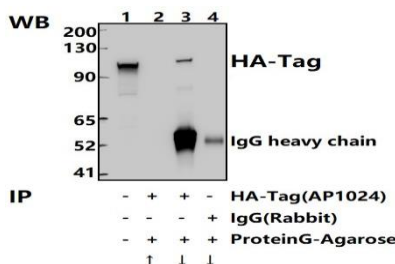
Western blot (WB) analysis of HA-Tag rabbit mAb at 1:100000 dilution

Lane1:HEK293F whole cell lysate

Lane2:HEK293F whole cell lysate,transfected (C-HA).



Immunofluorescent analysis of HA-Tag mAb staining in transfected HEK293F cells.



Immunoprecipitation of transfected HEK293F using HA-Tag mAb (Sepharose Bead Conjugate) #BD0048(lane 2 and lane 3) and Nonspecific IgG Control (Sepharose Bead Conjugate)#BD0048 (lane 4) .Lane 1 is 30% input. The western blot was probed using HA-Tag mAb.“ ↑ ” (supernatant); “ ↓ ” (deposition)

Note:

For research use only, not for use in diagnostic procedure.

Bioworld Technology, Inc.

Add: 1660 South Highway 100, Suite 500 St. Louis Park, MN 55416,USA.

Email: info@bioworld.com

Tel: 6123263284

Fax: 6122933841

Bioworld technology, co. Ltd.

Add: No 9, weidi road Qixia District Nanjing, 210046, P. R. China.

Email: info@biogot.com

Tel: 0086-025-68037686

Fax: 0086-025-68035151