

JUN (c-Jun) monoclonal antibody

Catalog: MB63695

Host: Mouse

Reactivity: Human, Mouse, Rat

BackGround:

This gene is the putative transforming gene of avian sarcoma virus 17. It encodes a protein which is highly similar to the viral protein, and which interacts directly with specific target DNA sequences to regulate gene expression. This gene is intronless and is mapped to 1p32-p31, a chromosomal region involved in both translocations and deletions in human malignancies. [provided by RefSeq]

Product:

PBS (PH 7.3) containing 1% BSA, 50% glycerol and 0.02% sodium azide.

Molecular Weight:

35.5 kDa(Predicted)

Swiss-Prot:

P05412

Purification&Purity:

Purified from mouse ascites fluids or tissue culture supernatant by affinity chromatography (protein A/G)

Applications:

WB 1:2000, IF 1:100, FLOW 1:100

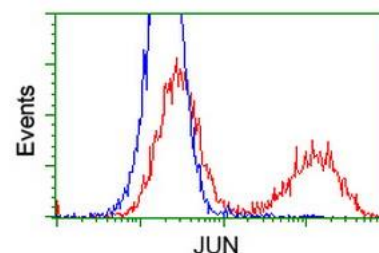
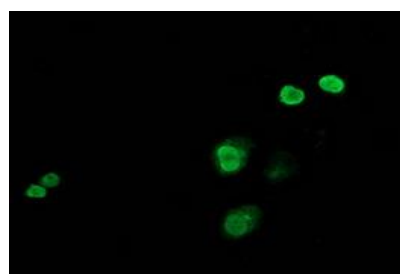

Storage&Stability:

PBS (PH 7.3) containing 1% BSA, 50% glycerol and 0.02% sodium azide.

Specificity:

Jun proto-oncogene, AP-1 transcription factor subunit

DATA:



Note:

For research use only, not for use in diagnostic procedure.

Bioworld Technology, Inc.

Add: 1660 South Highway 100, Suite 500 St. Louis Park, MN 55416, USA.

Email: info@bioworld.com

Tel: 6123263284

Fax: 6122933841

Bioworld technology, co. Ltd.

Add: No 9, weidi road Qixia District Nanjing, 210046, P. R. China.

Email: info@biogot.com

Tel: 0086-025-68037686

Fax: 0086-025-68035151