

AMPK β 1 (1A7) monoclonal antibody

Catalog: MB0188

Host: Mouse

Reactivity: Human, Mouse, Rat, Monkey

Background:

AMPK β 1 is a member of the SNF1 kinase family. It is a heterotrimeric protein comprising of an alpha (catalytic), beta (non-catalytic) and gamma (non-catalytic) subunits, 63, 38 and 38kDa respectively. AMPK β 1 regulates fatty acid and sterol synthesis by phosphorylation of acetyl-coA. It also regulates cholesterol synthesis via phosphorylation and in-activation of hydroxymethylglutaryl-CoA reductase. Two isoforms of AMPK β 1 have been found.

Product:

1mg/ml in PBS with 0.02% sodium azide, 50% glycerol, pH7.2

Molecular Weight:

Predicted band size: 38KDa

Observed band size: 38KDa

Swiss-Prot:

Q9Y478

Purification&Purity:

The antibody was affinity-purified from mouse ascites by affinity-chromatography using epitope-specific immunogen and the purity is > 95% (by SDS-PAGE).

Applications:

WB: 1:1000 IP: 1:50~200

ICC: 1:200 IHC: 1:800

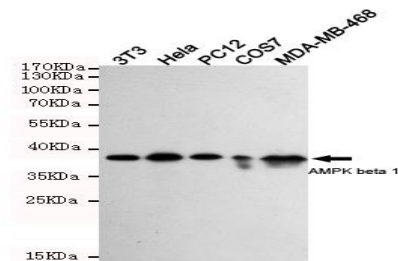
Storage&Stability:

Store at 4 °C short term. Aliquot and store at -20 °C long term. Avoid freeze-thaw cycles.

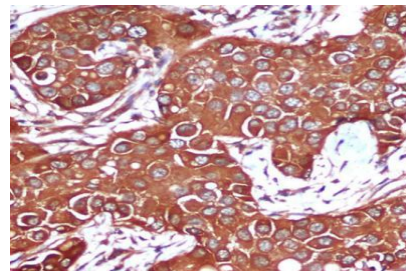
Specificity:

This antibody detects endogenous levels of AMPK β 1 and does not cross-react with related proteins.

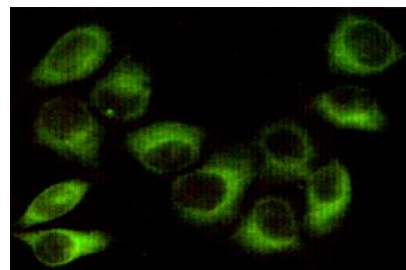
DATA:



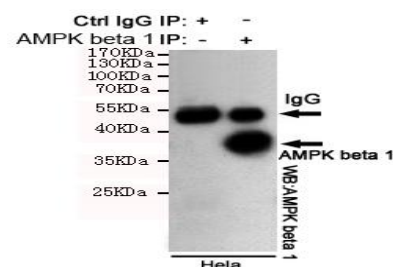
Western blot detection of AMPK β 1 in 3T3, HeLa, PC-12, COS7 and MDA-MB-468 cell lysates using AMPK β 1 mouse mAb (1:1000 diluted).



Immunohistochemical analysis of paraffin-embedded Breast cancer using AMPK β 1 mouse mAb (1/200 dilution). Antigen retrieval was performed by pressure cooking in citrate buffer (pH 6.0).



Immunocytochemistry staining of HeLa cells fixed with 1% Paraformaldehyde and using AMPK β 1 mouse mAb (dilution 1:100).



Bioworld Technology, Inc.

Add: 1660 South Highway 100, Suite 500 St. Louis Park, MN 55416, USA.

Email: info@bioworld.com

Tel: 6123263284

Fax: 6122933841

Bioworld technology, co. Ltd.

Add: No 9, weidi road Qixia District Nanjing, 210046, P. R. China.

Email: info@biogot.com

Tel: 0086-025-68037686

Fax: 0086-025-68035151



PRODUCT DATA SHEET

Bioworld Technology, Inc.

Immunoprecipitation analysis of Hela cell lysates using AMPK β 1
mouse mAb.

Note:

For research use only, not for use in diagnostic procedure.

Bioworld Technology, Inc.

Add: 1660 South Highway 100, Suite 500 St. Louis Park,
MN 55416, USA.

Email: info@bioworld.com

Tel: 6123263284

Fax: 6122933841

Bioworld technology, co. Ltd.

Add: No 9, weidi road Qixia District Nanjing, 210046,
P. R. China.

Email: info@biogot.com

Tel: 0086-025-68037686

Fax: 0086-025-68035151