

DNA-PKCS monoclonal antibody

Catalog: MB0134

Host: Mouse

Reactivity: Human

BackGround:

The phosphatidylinositol kinase (PIK) family members fall into two distinct subgroups. The first subgroup contains proteins such as the PI 3- and PI 4-kinases and the second group comprises the PIK-related kinases. The PIK-related kinases include Atm, DNA-PKCS and FRAP. These proteins have in common a region of homology at their carboxy termini that is not present in the PI 3- and PI 4-kinases. All of the members of the PIK-related kinases are also over 270 kDa. The Atm gene is mutated in the autosomal recessive disorder ataxia telangiectasia (AT) that is characterized by cerebellar degeneration (ataxia) and the appearance of dilated blood vessels (telangiectases) in the conjunctivae of the eyes.

Product:

1mg/ml in PBS with 0.02% sodium azide, 50% glycerol, pH7.2

Molecular Weight:

Predicted band size:450KDa

Observed band size:450KDa

Swiss-Prot:

P78527

Purification&Purity:

The antibody was affinity-purified from mouse ascites by affinity-chromatography using epitope-specific immunogen and the purity is > 95% (by SDS-PAGE).

Applications:

WB: 1:1000

ICC: 1:50~100

IP: 1:50~100

Storage&Stability:

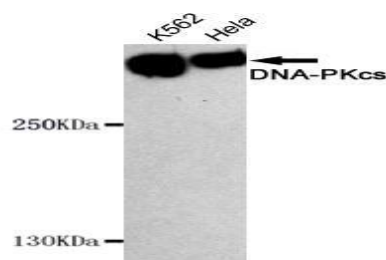
Store at 4 °C short term. Aliquot and store at -20 °C long term. Avoid freeze-thaw cycles.

Specificity:

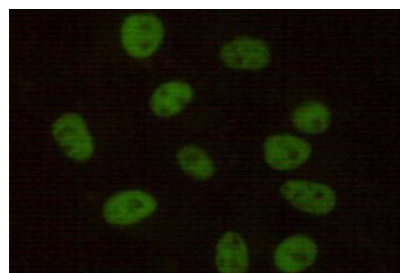
This antibody detects endogenous levels of DNA-PKCS

and does not cross-react with related proteins

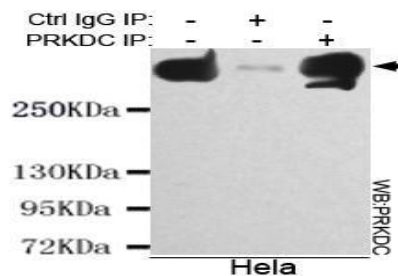
DATA:



Western blot detection of PRKDC in HeLa & K562 cell lysates using PRKDC antibody (1:1000 diluted).



Immunocytochemistry stain of HeLa using PRKDC antibody (1:100).



Immunoprecipitation analysis of HeLa cell lysate using PRKDC antibody.

Note:

For research use only, not for use in diagnostic procedure.

Bioworld Technology, Inc.

Add: 1660 South Highway 100, Suite 500 St. Louis Park, MN 55416, USA.

Email: info@bioworld.com

Tel: 6123263284

Fax: 6122933841

Bioworld technology, co. Ltd.

Add: No 9, weidi road Qixia District Nanjing, 210046, P. R. China.

Email: info@biogot.com

Tel: 0086-025-68037686

Fax: 0086-025-68035151