

## SAA4 polyclonal antibody

Catalog: BS72881

Host: Rabbit

Reactivity: Human, Mouse, Rat

**BackGround:**

Serum amyloid A-4 protein, Major acute phase reactant. Apolipoprotein of the HDL complex.

**Product:**

Rabbit IgG, 1mg/ml in PBS with 0.02% sodium azide, 50% glycerol, pH7.2

**Molecular Weight:**

14kDa

**Swiss-Prot:**

P35542

**Purification&Purity:**

The antibody was affinity-purified from rabbit antiserum by affinity-chromatography using epitope-specific immunogen and the purity is > 95% (by SDS-PAGE).

**Applications:**

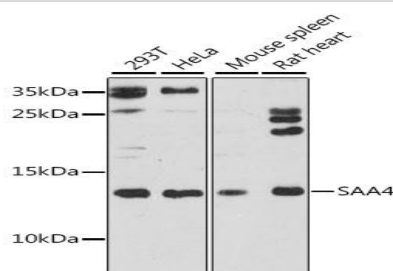
WB 1:2000 - 1:5000 IHC 1:50 - 1:200

**Storage&Stability:**

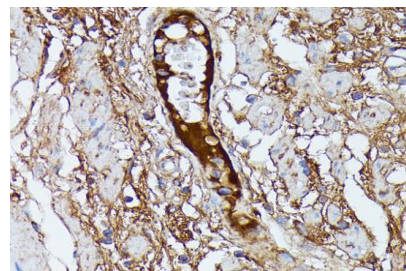
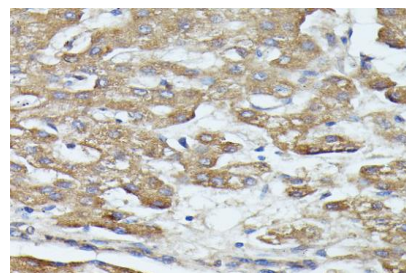
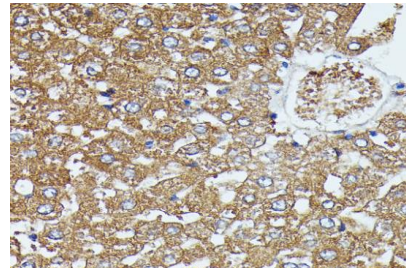
Store at 4 °C short term. Aliquot and store at -20 °C long term. Avoid freeze-thaw cycles.

**Specificity:**

SAA4 polyclonal antibody detects endogenous levels of SAA4 protein.

**DATA:**

Western blot analysis of extracts of various cell lines, using SAA4 antibody.

**Note:**

For research use only, not for use in diagnostic procedure.

**Bioworld Technology, Inc.**

Add: 1660 South Highway 100, Suite 500 St. Louis Park, MN 55416, USA.

Email: [info@bioworld.com](mailto:info@bioworld.com)

Tel: 6123263284

Fax: 6122933841

**Bioworld technology, co. Ltd.**

Add: No 9, weidi road Qixia District Nanjing, 210046, P. R. China.

Email: [info@biogot.com](mailto:info@biogot.com)

Tel: 0086-025-68037686

Fax: 0086-025-68035151