

ANXA8L2 polyclonal antibody

Catalog: BS70839

Host: Rabbit

Reactivity: Human, Mouse, Rat

BackGround:

This gene encodes a member of the annexin family of evolutionarily conserved Ca²⁺ and phospholipid binding proteins. The encoded protein may function as an anticoagulant that indirectly inhibits the thromboplastin-specific complex. Overexpression of this gene has been associated with acute myelocytic leukemia. A highly similar duplicated copy of this gene is found in close proximity on the long arm of chromosome 10.

Product:

Rabbit IgG, 1mg/ml in PBS with 0.02% sodium azide, 50% glycerol, pH7.2

Molecular Weight:

~ 37 kDa

Swiss-Prot:

Q5VT79

Purification&Purity:

The antibody was affinity-purified from rabbit antiserum by affinity-chromatography using epitope-specific immunogen and the purity is > 95% (by SDS-PAGE).

Applications:

WB 1:500 - 1:2000

IHC 1:50 - 1:200

IF 1:50 - 1:100

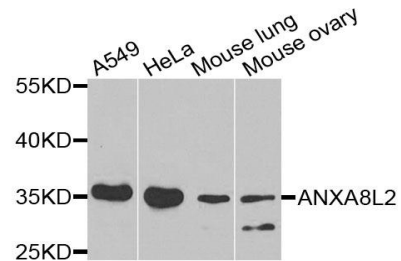
Storage&Stability:

Store at 4 °C short term. Aliquot and store at -20 °C long term. Avoid freeze-thaw cycles.

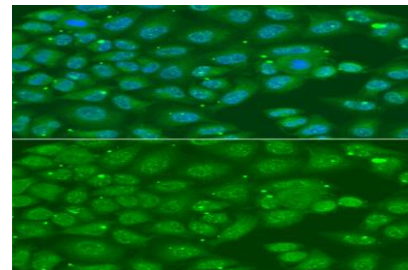
Specificity:

ANXA8L2 polyclonal antibody detects endogenous levels of ANXA8L2 protein.

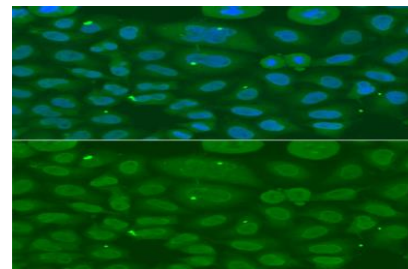
DATA:



Western blot analysis of extracts of various cells, using ANXA8L2 antibody.



Immunofluorescence analysis of A549 cell using ANXA8L2 antibody.
Blue: DAPI for nuclear staining.



Immunofluorescence analysis of A549 cell using ANXA8L2 antibody.
Blue: DAPI for nuclear staining.

Note:

For research use only, not for use in diagnostic procedure.

Bioworld Technology, Inc.

Add: 1660 South Highway 100, Suite 500 St. Louis Park, MN 55416, USA.

Email: info@bioworld.com

Tel: 6123263284

Fax: 6122933841

Bioworld technology, co. Ltd.

Add: No 9, weidi road Qixia District Nanjing, 210046, P. R. China.

Email: info@biogot.com

Tel: 0086-025-68037686

Fax: 0086-025-68035151