

ALKBH8 polyclonal antibody

Catalog: BS70772

Host: Rabbit

Reactivity: Human, Mouse

BackGround:

ALKBH8 (alkylated DNA repair protein AlkB homolog 8) is a 664 amino acid protein that is encoded by a gene located on chromosome 11. ALKBH8 contains one RRM (RNA recognition motif) domain and belongs to the AlkB family of proteins. ALKBH8 is one of many homologs of the Escherichia coli protein AlkB. AlkB functions to protect DNA and RNA against damage from environmental methylating compounds by directly reversing 1-methyladenine (1-meA) and 3-methylcytosine (3-meC) cytotoxic alkylation lesions in DNA and RNA. The enzyme acts by oxidative demethylation, utilizing ferrous iron and alpha-ketoglutarate as cofactors, 2-oxoglutarate as a co-substrate and molecular oxygen as the oxidizing agent. Three isoforms exist for ALKBH8 due alternative splicing of the gene.

Product:

Rabbit IgG, 1mg/ml in PBS with 0.02% sodium azide, 50% glycerol, pH7.2

Molecular Weight:

~ 75 kDa

Swiss-Prot:

Q96BT7

Purification&Purity:

The antibody was affinity-purified from rabbit antiserum by affinity-chromatography using epitope-specific immunogen and the purity is > 95% (by SDS-PAGE).

Applications:

WB 1:500 - 1:2000

IHC 1:50 - 1:200

IF 1:50 - 1:100

Storage&Stability:

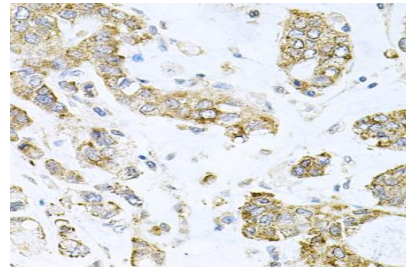
Store at 4 °C short term. Aliquot and store at -20 °C long term. Avoid freeze-thaw cycles.

Specificity:

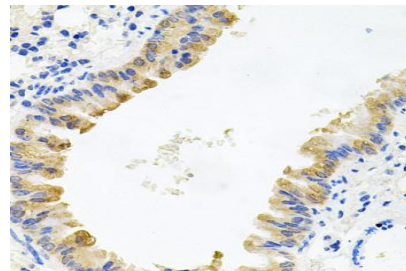
ALKBH8 polyclonal antibody detects endogenous levels

of ALKBH8 protein.

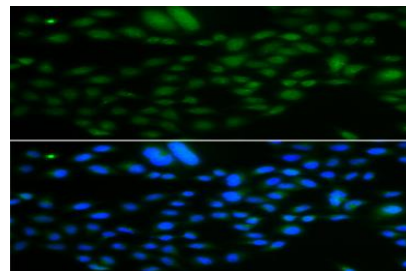
DATA:



Immunohistochemistry of paraffin-embedded mouse lung using ALKBH8 antibody at dilution of 1:100 (x40 lens).



Immunohistochemistry of paraffin-embedded human gastric cancer using ALKBH8 antibody at dilution of 1:100 (x40 lens).



Immunofluorescence analysis of A549 cell using ALKBH8 antibody.

Blue: DAPI for nuclear staining.

Note:

For research use only, not for use in diagnostic procedure.

Bioworld Technology, Inc.

Add: 1660 South Highway 100, Suite 500 St. Louis Park, MN 55416, USA.

Email: info@bioworld.com

Tel: 6123263284

Fax: 6122933841

Bioworld technology, co. Ltd.

Add: No 9, weidi road Qixia District Nanjing, 210046, P. R. China.

Email: info@biogot.com

Tel: 0086-025-68037686

Fax: 0086-025-68035151



PRODUCT DATA SHEET

Bioworld Technology, Inc.

Bioworld Technology, Inc.

Add: 1660 South Highway 100, Suite 500 St. Louis Park,
MN 55416, USA.

Email: info@bioworld.com

Tel: 6123263284

Fax: 6122933841

Bioworld technology, co. Ltd.

Add: No 9, weidi road Qixia District Nanjing, 210046,
P. R. China.

Email: info@biogot.com

Tel: 0086-025-68037686

Fax: 0086-025-68035151