

SQSTM1 / p62 polyclonal antibody

Catalog: BS65004

Host: Rabbit

Reactivity: Human, Mouse, Rat

BackGround:

This gene encodes a multifunctional protein that binds ubiquitin and regulates activation of the nuclear factor kappa-B (NF- κ B) signaling pathway. The protein functions as a scaffolding/adaptor protein in concert with TNF receptor-associated factor 6 to mediate activation of NF- κ B in response to upstream signals. Alternatively spliced transcript variants encoding either the same or different isoforms have been identified for this gene. Mutations in this gene result in sporadic and familial Paget disease of bone.

Product:

Rabbit IgG, 1mg/ml in PBS with 0.02% sodium azide, 50% glycerol, pH7.2

Molecular Weight:

~ 62kDa

Swiss-Prot:

Q13501

Purification&Purity:

The antibody was affinity-purified from rabbit antiserum by affinity-chromatography using epitope-specific immunogen and the purity is > 95% (by SDS-PAGE).

Applications:

WB 1:500 - 1:2000
IHC 1:50 - 1:200
IF 1:50 - 1:200

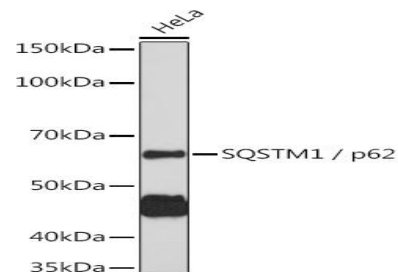
Storage&Stability:

Store at 4 °C short term. Aliquot and store at -20 °C long term. Avoid freeze-thaw cycles.

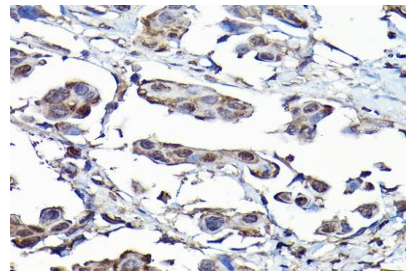
Specificity:

SQSTM1 / p62 polyclonal antibody detects endogenous levels of SQSTM1 / p62 protein.

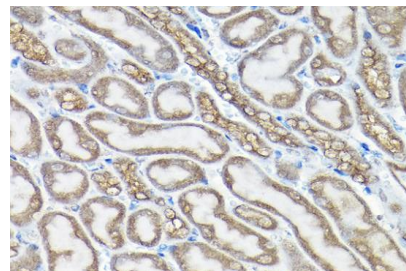
DATA:



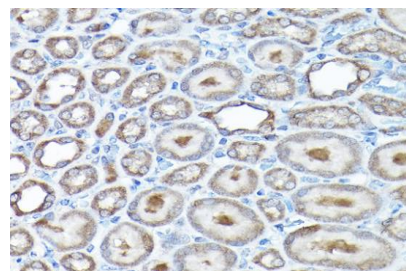
Immunoprecipitation analysis of 200ug extracts of HeLa cells, using 3 ug SQSTM1 / p62 antibody. Western blot was performed from the immunoprecipitate using SQSTM1 / p62 antibody at a dilution of 1:1000.



Western blot analysis of extracts of various cell lines, using SQSTM1 / p62 antibody at 1:1000 dilution.



Immunohistochemistry of paraffin-embedded rat kidney using SQSTM1 / p62 Antibody at dilution of 1:200 (40x lens).



Immunohistochemistry of paraffin-embedded human liver damage using

Bioworld Technology, Inc.

Add: 1660 South Highway 100, Suite 500 St. Louis Park, MN 55416, USA.

Email: info@bioworld.com

Tel: 6123263284

Fax: 6122933841

Bioworld technology, co. Ltd.

Add: No 9, weidi road Qixia District Nanjing, 210046, P. R. China.

Email: info@biogot.com

Tel: 0086-025-68037686

Fax: 0086-025-68035151



PRODUCT DATA SHEET

Bioworld Technology, Inc.

SQSTM1 / p62 Antibody at dilution of 1:200 (40x lens).

For research use only, not for use in diagnostic procedure.

Note:

Bioworld Technology, Inc.

Add: 1660 South Highway 100, Suite 500 St. Louis Park,
MN 55416, USA.

Email: info@bioworld.com

Tel: 6123263284

Fax: 6122933841

Bioworld technology, co. Ltd.

Add: No 9, weidi road Qixia District Nanjing, 210046,
P. R. China.

Email: info@biogot.com

Tel: 0086-025-68037686

Fax: 0086-025-68035151