

## FoxO3A (P247) polyclonal antibody

Catalog: BS3574

Host: Rabbit

Reactivity: Human, Mouse, Rat

### Background:

FOXO3A belongs to the forkhead family of transcription factors which are characterized by a distinct forkhead domain. Forkhead transcription factors of the FoxO sub-family are emerging as a shared component among pathways regulating diverse cellular functions, such as differentiation, metabolism, proliferation, and survival. Their transcriptional output is controlled via a two-tiered mechanism of phosphorylation and acetylation. FOXO3A is a transcriptional activator which triggers apoptosis in the absence of survival factors.

### Product:

Rabbit IgG, 1mg/ml in PBS with 0.02% sodium azide, 50% glycerol, pH7.2

### Molecular Weight:

~ 80-90 kDa

### Swiss-Prot:

O43524

### Purification&Purity:

The antibody was affinity-purified from rabbit antiserum by affinity-chromatography using epitope-specific immunogen and the purity is > 95% (by SDS-PAGE).

### Applications:

WB: 1:500~1:2000

IHC: 1:50~1:200

IF: 1:50~1:200

IP: 1:50~1:200

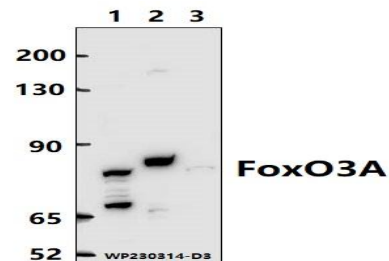
### Storage&Stability:

Store at 4 °C short term. Aliquot and store at -20 °C long term. Avoid freeze-thaw cycles.

### Specificity:

FoxO3A (P247) polyclonal antibody detects endogenous levels of FoxO3A protein.

### DATA:

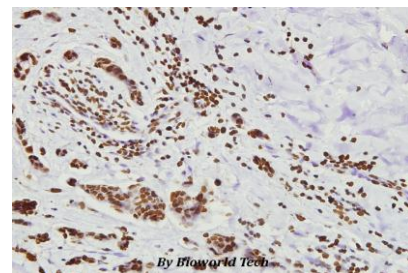


Western blot (WB) analysis of FoxO3A (P247) polyclonal antibody at 1:1000 dilution

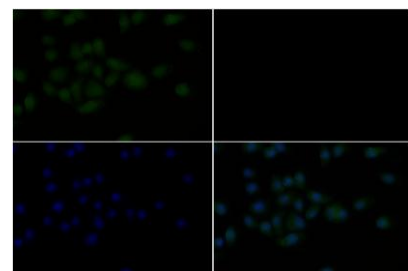
Lane1:A549 whole cell lysate(30ug)

Lane2:SP2/0 whole cell lysate(30ug)

Lane3:C6 whole cell lysate(30ug)



Immunohistochemistry (IHC) analyzes of FoxO3A (P247) pAb in paraffin-embedded human breast carcinoma tissue at 1:100.



Immunofluorescence analysis of EC9706 cells using FoxO3A (P247) pAb at dilution of 1:200 (40x lens).

### Bioworld Technology, Inc.

Add: 1660 South Highway 100, Suite 500 St. Louis Park, MN 55416, USA.

Email: [info@bioworld.com](mailto:info@bioworld.com)

Tel: 6123263284

Fax: 6122933841

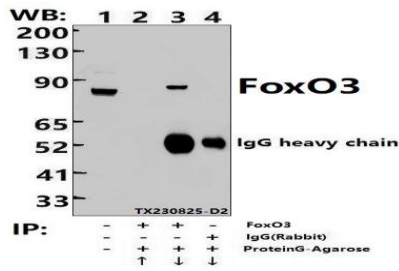
### Bioworld technology, co. Ltd.

Add: No 9, weidi road Qixia District Nanjing, 210046, P. R. China.

Email: [info@biogot.com](mailto:info@biogot.com)

Tel: 0086-025-68037686

Fax: 0086-025-68035151



Immunoprecipitation of EC9706 cell lysates using FoxO3A (P247) pAb (Sepharose Bead Conjugate)#BD0048 (lane 2 and lane 3) and Nonspecific IgG Control (Sepharose Bead Conjugate)#BD0048 (lane 4) .Lane 1 is 30% input. The western blot was probed using FoxO3A (P247) pAb.

**Note:**

For research use only, not for use in diagnostic procedure.

**Bioworld Technology, Inc.**

Add: 1660 South Highway 100, Suite 500 St. Louis Park, MN 55416,USA.

Email: [info@bioworld.com](mailto:info@bioworld.com)

Tel: 6123263284

Fax: 6122933841

**Bioworld technology, co. Ltd.**

Add: No 9, weidi road Qixia District Nanjing, 210046, P. R. China.

Email: [info@biogot.com](mailto:info@biogot.com)

Tel: 0086-025-68037686

Fax: 0086-025-68035151